

# MISSISSIPPI BASS TOURNAMENT PROGRAM 2022 ANNUAL REPORT



FISHERIES BUREAU  
By  
Stan Crider



MISSISSIPPI WILDLIFE, FISHERIES, AND PARKS

1505 Eastover Drive  
Jackson, MS 39211  
[www.mdwfp.com](http://www.mdwfp.com)



Your purchase of fishing equipment and motor boat fuels supports Sport Fish Restoration and boating access facilities.

The Mississippi Department of Wildlife, Fisheries, and Parks (MDWFP) began a program in 1998 for bass tournament anglers to help biologists monitor bass populations. These results continue to be a valuable addition to the data that MDWFP biologists use to manage bass populations. In some waters, it may be the only measure we have of what anglers are catching.

Bass clubs and tournament organizers are encouraged to provide tournament results to MDWFP on the form shown below. The form may be mailed, faxed or emailed to the address below. Forms, reports and data input can be accessed via internet at: <http://www.mdwfp.com/fishing-boating/tournaments>

### MISSISSIPPI BASS TOURNAMENT REPORT CARD

Lake: _____	Date: _____	Start: _____	Stop: _____
Tournament Type:	Individual ( )	Team ( )	Director: _____
Club or Organization: _____		Phone: _____	
Address: _____	City: _____	State: _____	Zip: _____
Total No. of Anglers or Teams: _____		Limits Caught: _____	
Number of bass weighed-in: _____			
Total Weight (all bass):		_____ Lbs.	_____ ozs./tenths
First Place Weight:		_____ Lbs.	_____ ozs./tenths
Tournament Lunker:		_____ Lbs.	_____ ozs./tenths
No. of Bass over 5 Pounds: _____		<b>Bass Greater than 7 lbs. Individual Fish Wt.</b> _____ _____	

By mail: Mississippi Wildlife, Fisheries, & Parks  
 C/O Ryan Jones  
 1505 Eastover Drive  
 Jackson, MS 39211

ph: 601-432-2208  
 fax: 601-432-2203 Attn: Ryan Jones  
 email: Stan.Crider@wfp.ms.gov

## 2022 Bass Tournament Summary

Mississippi's bass tournament anglers had a good year in 2022 based on 264 tournament reports. Average statistics for all lakes in 2022 were slightly higher than in 2020 and 2021. In 2022, the pounds of bass weighed per day were higher than in 2019, 2020, and 2021. The average weight of individual bass weighed in was also higher in 2022 than in 2020 and 2021. The number of bass weighed in per day was the highest since 2017. In 2022, the number of hours to catch a 5 lb. bass or greater was higher than in recent years. **At least five reports** are needed from a lake to be included in the final "Lake Rankings." In addition, the five reports must include all of the information for each ranking metric. Twelve lakes were included in the lake rankings. In 2022, Ross Barnett Reservoir, Bay Springs, TTW Waterway Locks, and Bogue Homa ranked as some of Mississippi's best bass fishing lakes. Based on rankings, average weight of bass was highest at Lake Washington in 2022. As in previous years, the Pascagoula River continued to provide the best numbers of bass per day. The following summarizes the most important points from this year's tournament report:

- Reports were submitted from 264 tournaments fishing 35 different waterbodies.
- In 2022, **Ross Barnett Reservoir** finished as the top lake in overall quality indicator rankings followed by **Bay Springs, TTW Waterway Locks, and Bogue Homa.**
- The largest bass weighed in was 10.90 pounds from Lake Jeff Davis.

## Statewide Tournament Statistics

2.10 - Number of bass caught per angler - day

4.29 - Pounds of bass caught per angler - day

2.02 - Average weight of bass caught

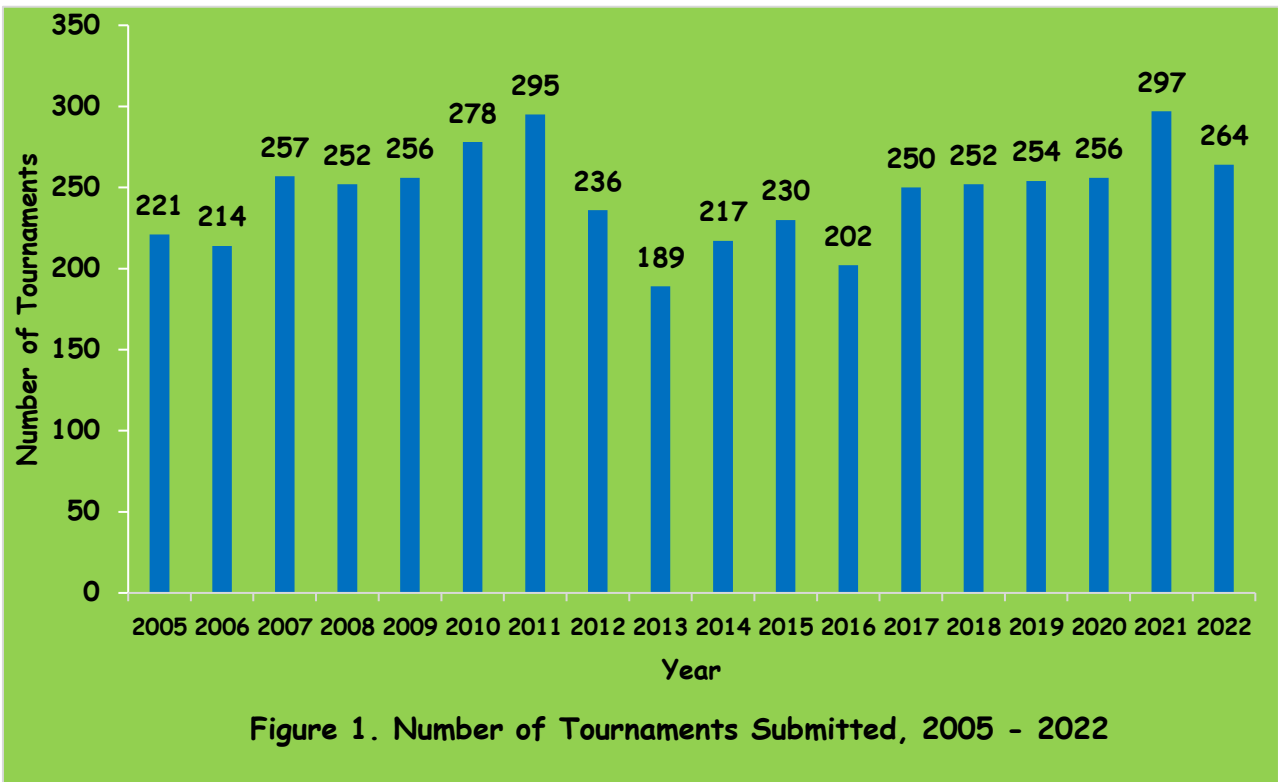
450 - Hours to catch a 5 pound bass

4.81 - Average lunker, or big bass weight

13.71 - Average 1<sup>st</sup> place weight

205 - Number of bass 5 pounds and larger

- The total number of tournament reports was 264 in 2022 (Figure 1), and the highest number of reports came from Pickwick (54). Over 10,858 anglers fished in tournaments and weighed-in 20,021 bass (Table 1).



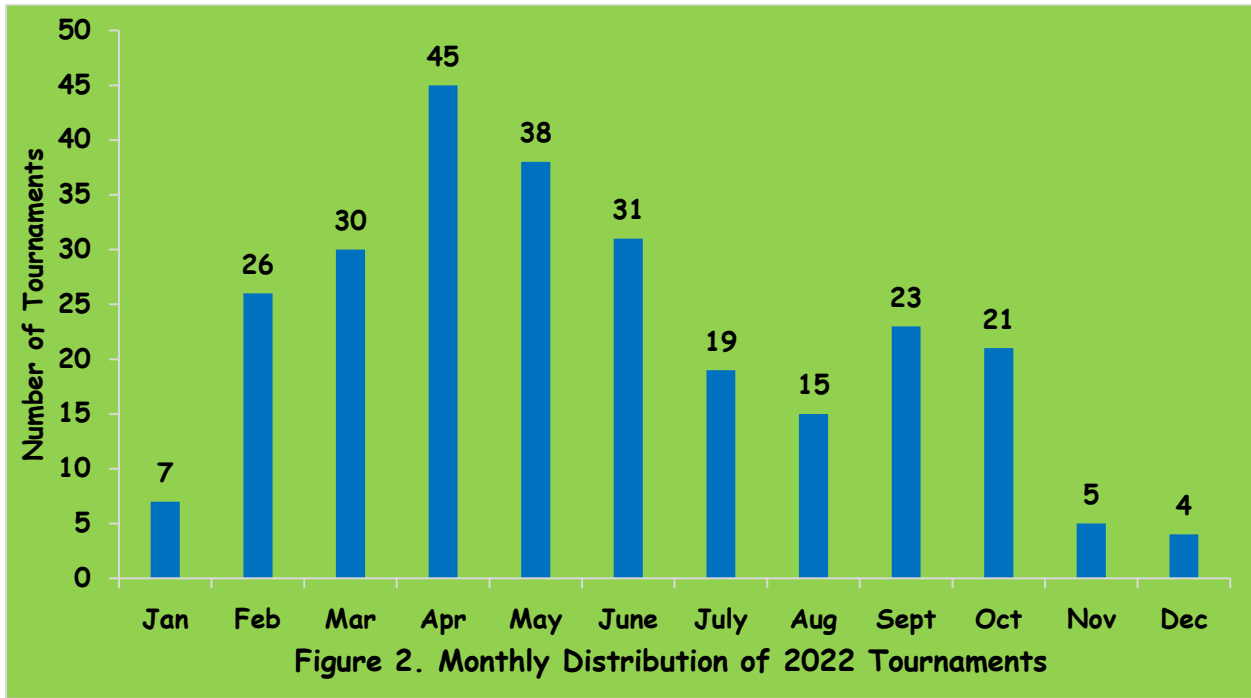
- It took an average of 13.71 pounds to win a tournament in 2022 (Table 1). Of lakes with at least five tournaments reported Ross Barnett Reservoir had the highest winning weight followed by Bogue Homa and Bay Springs.
- After reviewing water bodies with more than three tournament reports and using average length of tournaments to define an angler day, the numbers of bass caught per angler day ranged from 1.18 at Paul B. Johnson SP to 3.15 on the Pearl River. The pounds of bass caught per angler day was highest at Pickwick and the highest average weight was at Lake Washington.
- The seasonal distribution of 2022 tournaments appears in Figure 2. March through June were the most popular months to conduct tournaments with at least 30 per month. April had the highest number of reports submitted at 45.

**Table 1. Summary of Bass Tournament results from the 2022 MDWFP Bass Tournament Program**

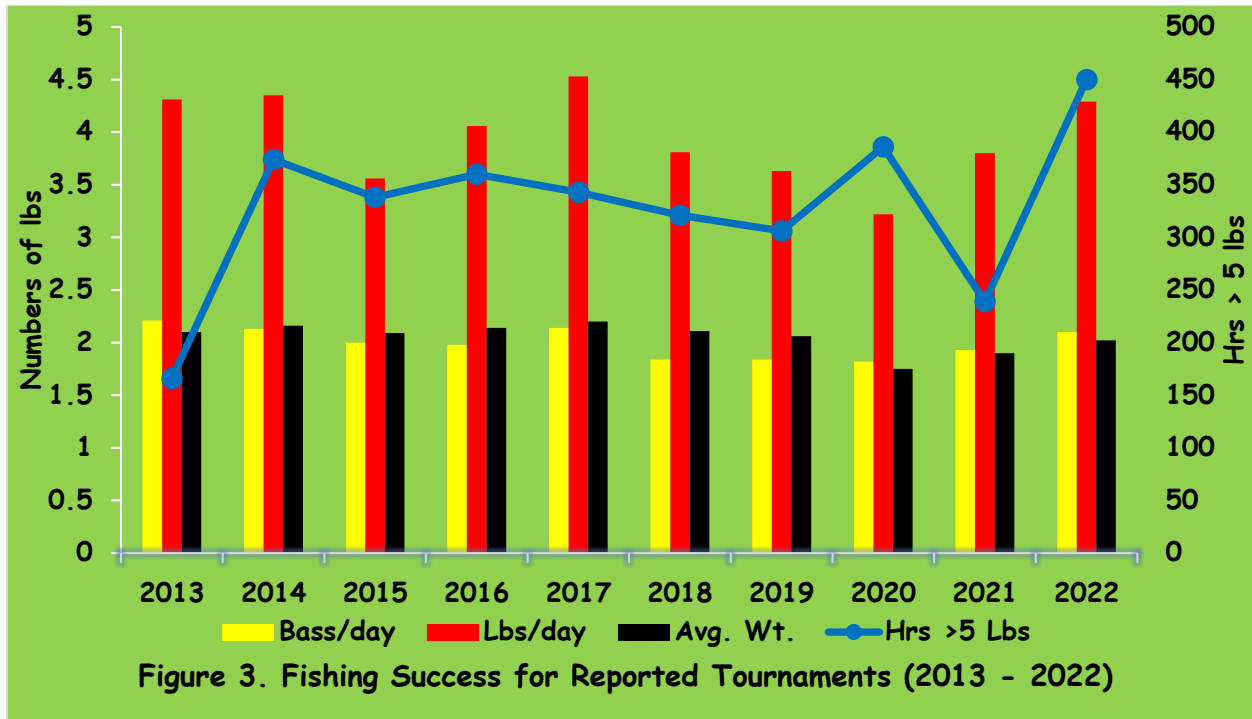
Waterbody	Report Cards	Entries	Bass Caught	Bass Per Day	Pounds Per Day	Percent Success	Average Weight	No. > 5 lbs.	Big Bass	Average 1st Place
Aberdeen	1	11	28	1.47	2.83	27	1.92	0	3.92	12.96
Aliceville	8	137	433	2.31	4.13	36	1.81	0	4.17	12.45
Archusa	1	19	68	2.00	3.34	53	1.67	1	7.21	16.27
Back Bay	3	42	145	2.78	4.45	48	1.56	0	4.19	11.87
Bay Springs	7	107	324	2.10	4.69	42	2.34	7	6.02	16.86
Bee Lake	2	36	146	4.18	7.96	68	1.88	3	5.33	13.93
Bill Waller	17	166	519	1.90	1.39	53	0.74	5	2.96	5.56
Bogue Homa	10	161	236	1.46	4.41	18	2.72	20	5.78	17.20
Calling Panther	2	21	39	1.83	5.04	24	2.75			28.28
Columbia	2	11	10	1.00	1.30	8	1.30	0	3.35	7.99
Columbus	5	212	335	1.47	3.00	13	2.07	0	4.06	12.71
Deer Park	1	14	22	1.57	3.84	0	2.44	0	4.29	8.16
Eagle Lake	2	41	73	0.90	2.75	5	3.08	5	5.58	13.54
Enid	2	38	165	3.34	7.54	82	2.32	2	6.32	19.96
Ferguson	2	47	117	1.22	3.36	31	2.68	4	6.64	19.61
Flint Creek	1	10	33	1.65	2.84	50	1.72	1	8.83	16.68
Grenada	3	148	261	1.59	3.17	22	1.99	3	6.33	14.08
Jeff Davis	22	486	777	1.63	1.67	18	1.04	2	3.05	6.80
Jourdan River	2	25	79	3.17	4.00	44	1.26	0	3.61	9.56
Kemper County	1	10	41	4.10	6.27	60	1.53	0	4.33	9.79
Lake Lincoln	2	38	104	1.87	4.33	30	2.37	2	6.12	19.71
Mary Crawford	1	11	11	0.50	0.63	0	1.25	0	1.12	5.40
Maynor Creek	1	23	94	2.14	4.30	61	2.01	1	5.93	14.78
Mike Conner	5	47	135	1.64	1.28	34	0.77	2	3.26	5.53
Okatibbee	3	59	201	2.79	5.38	61	1.83	1	4.06	15.44
Old River	2	41	136	1.87	4.12	47	2.23	1	5.13	13.50

Waterbody	Report Cards	Entries	Bass Caught	Bass Per Day	Pounds Per Day	Percent Success	Average Weight	No. >5 lbs.	Big Bass	Average 1st Place
Pascagoula River	29	402	1445	2.85	4.56	56	1.65	9	4.00	12.19
Paul B. Johnson SP	4	33	71	1.18	1.84	36	1.59	1	4.18	10.20
Pearl River	16	235.0	256	3.15	5.58	17	1.90	3	5.12	11.69
Pickwick	54	3359	7211	2.05	5.73	30	2.71	47	5.55	16.76
Ross Barnett	36	1795	5227	2.19	5.26	45	2.44	55	6.24	17.68
Sardis Lake	5	172	549	1.87	3.53	40	1.92	12	5.84	14.88
Tunica Lake	1	23	73	1.62	4.03	43	2.48	1	5.26	16.46
TTW Locks	5	71	279	2.40	4.51	65	1.91	4	5.21	16.71
Washington	6	145	378	1.41	3.81	33	2.92	13	5.77	16.36
Totals	264	8196	20021					205		
Average				2.10	4.29	38	2.02	0.78	4.81	13.71

All calculations for Waterbodies, Totals, and Averages are based upon individual tournaments



- The average weight of bass weighed in increased from 1.9 in 2021 to 2.02 in 2022. Pounds per day (4.29) in 2022 was higher than 2020 (3.22) and 2021 (3.80). The hours to weigh in a five pound bass increased from 239 in 2021 to 450 in 2022 (Figure 3).



- In 2022, of the 10 heaviest 5-bass limits three came from Pickwick and two came from Calling Panther and Ross Barnett Reservoir (Table 2). The largest sack (31.31 pounds) was weighed in at Calling Panther during a Believers Bassmen event in February. Four of the 10 big sacks were weighed in during February, and two of the 10 big sacks were weighed in during April.

**Table 2. The top 10 heaviest limits weighed in 2022 MDWFP Bass Tournament Report**

<u>Lake</u>	<u>Date</u>	<u>Tournament</u>	<u>1st Place Weight (lbs)</u>
Calling Panther	12-Feb	Believers Bassmen (Boater)	31.31
Pickwick	5-Feb	PWBT	28.72
Bogue Homa	26-Feb	Dixie Bass Club	28.21
Ross Barnett	28-Apr	Bassmaster	26.56
Calling Panther	12-Feb	Believers Bassmen (Non-Boater)	25.25
Ross Barnett	17-Sep	Ross Barnett Fall Trail	25.16
Pickwick	19-Nov	AL BAIT	25.03
Enid	14-May	Peanutcraft Lures Tourn. Tr.	24.32
Bay Springs	5-Mar	Lee County Bass Club	24.24
Pickwick	3-Apr	Pickwick Couples Trail	23.61

- The number of bass weighing at least five pounds decreased from 382 in 2021 to 205 in 2022. Bass  $\geq 5$  pounds represented 0.78% of fish caught per tournament during 2022. On average, it took 450 angler hours to weigh in a bass equal to or over five pounds.
- In 2022 there were 29 lunkers that weighed at least seven pounds. The largest lunker was caught at Lake Jeff Davis on August 8 and weighed 10.9 pounds (Table 3). The second largest lunker was also at Lake Jeff Davis on July 25 and weighed 10.13 lbs. Ross Barnett Reservoir accounted for 41% of the bass seven pounds or bigger. Another 17% were caught at Pickwick. Bogue Homa and Lake Jeff Davis each accounted for 6%.
- Forty six clubs or tournament organizations submitted reports (Table 4). Nineteen clubs submitted five or more reports and eight clubs submitted ten or more. The average number of reports received per club or organization was six.



**Table 3. Summary of bass weighed in that were seven pounds or larger from the 2022 MDWFP Bass Tournament Program Report**

<u>Lunker</u>	<u>Date</u>	<u>Lake</u>	<u>Tourney</u>
10.90	8/8/2022	Jeff Davis	Jeff Davis Tournament
10.13	7/25/2022	Jeff Davis	Jeff Davis Tournament
9.15	6/15/2022	Bill Waller	Bill Waller Fruit Jar
8.83	5/7/2022	Flint Creek	Fishers of Men
8.75	4/28/2022	Ross Barnett	Bassmaster
8.51	4/23/2022	Pickwick	AL BAIT
8.50	4/29/2022	Ross Barnett	Bassmaster
8.45	4/2/2022	Ross Barnett	Media Bass MS
8.25	3/12/22	Ross Barnett	MLF
8.16	3/6/2022	Ross Barnett	Weekend Warrior
8.06	9/17/2022	Ross Barnett	Ross Barnett Fall Trail
7.89	3/5/2022	Bay Springs	Lee County Bass Club
7.80	2/5/2022	Pickwick	PWBT
7.73	11/19/2022	Pickwick	AL BAIT
7.67	3/5/2022	Bogue Homa	Myrick Booster Club
7.60	4/9/22	Sardis Lake	Fishers of Men
7.57	3/13/2022	Ross Barnett	Media Bass MS
7.44	2/19/22	Pickwick	MLF
7.34	2/27/2022	Ross Barnett	Media Bass MS
7.33	4/16/2022	Ross Barnett	Weekend Warrior
7.30	5/14/2022	Enid	Peanutcraft Lures Tourn. Tr.
7.21	7/23/2022	Archusa	Media Bass MS
7.17	7/9/2022	Ross Barnett	Media Bass MS
7.12	6/19/2022	Ross Barnett	Media Bass MS
7.06	6/4/2022	Pickwick	AL BAIT
7.05	5/21/22	Lake Lincoln	Media Bass MS
7.02	3/31/2022	Paul B. Johnson SP	Paul B. Johnson SP Fruit Jar
7.02	5/21/2022	Ross Barnett	Weekend Warrior
7.01	2/26/2022	Bogue Homa	Dixie Bass Club

**Table 4. Organizations that submitted reports in the 2022 MDWFP Bass Tournament Program**

<u>Club</u>	<u>Number of Tournaments</u>	<u>Number of Anglers</u>
2022 Bass Classic Ross Barnett Catch A Dream	1	188
American Bass Anglers	12	203
AL BAIT	8	389
Bass Tactix	2	86
Bassmaster	7	702
Believers Bassmen	2	21
Bill Waller Fruit Jar	16	265
Brookhaven Bass Club	3	40
Collinsville Bass Club	3	127
Columbia Fruit Jar	2	10
Cooperative Energy	1	33
Dixie Bass Club	1	26
Dog River Shootout	2	68
Fayette Co. Bass Club - TN	6	51
Fishers of Men	18	795
Hawg Catchers	8	165
Hol Mac	1	21
Jeff Davis Tournament	22	486
Jones County Bassmasters	1	21
Kings of the River	2	74
Lakeview Bassmasters	2	34
Lee County Bass Club	3	111
Lowndes Co. Bass Club	5	115
Magnolia Bass Club	4	37
Magnolia Bassmasters	10	109
Mary Crawford Fruit Jar	1	22
Media Bass MS	22	1469
Mike Conner Fruit Jar	5	82
Miss Bass Nation	2	54
MLF	30	3083
Murky Water Bassmasters	1	16
Myrick Booster Club	1	11
Pascagoula River Shootout	6	215
Paul B. Johnson SP Fruit Jar	4	65
Peanutcraft Lures Tourn. Tr.	6	277
Philadelphia Bass Club	5	124
Picayune Bass Club	12	164.0
Pickwick Couples Trail	1	40

Table 4 continued

<u>Club</u>	<u>Number of Tournaments</u>	<u>Number of Anglers</u>
PST	1	38
PWBT	3	151
Ross Barnett Fall Trail	3	126
Singing River Bass Club	5	26
Southwest Bass Club	4	113
St. Jude Open Bass Classic	1	154
Sumrall Bass Club	1	37
Weekend Warrior	8	414

- Individual tournaments were more popular than team tournaments with 56% of the reports submitted from individual events. These tournaments averaged 38 individuals per tournament. Team tournaments accounted for 44% of the reports and averaged 21 participants per event.
- Lakes with at least five tournament reports were ranked by averaging seven quality indicators" (Table 5). In 2022, the top five lakes in order were Ross Barnett Reservoir, Bay Springs, TTW Waterway Locks, Bogue Homa, and Pickwick. Lake Washington received high marks for average weight of individual bass weighed in. In 2022, the Pascagoula River received high ranks for the number weighed in per day. Pounds of bass weighed in per day was highest in Pickwick. Bogue Homa received high marks for hours to catch a bass equal to or over five pounds. Ross Barnett Reservoir received high marks for big bass weight and for winning weight. The highest percentage of anglers weighing in a limit bag was at TTW Waterway Locks.
- Tournament bag limits used in the report were five bass which were more restrictive than state regulations. Most tournaments had a 12-inch minimum length limit.
- Success of this program depends on participation from clubs and tournament organizers. We thank all those who voluntarily submitted report cards. Higher numbers of reports allow better estimates of fishing conditions; not just a good or bad day's fishing by one or two clubs. Results can be used by tournament directors, anglers, and biologists to better manage and enjoy our fisheries resources. Angler involvement has been and remains the key to protecting and managing Mississippi's fisheries resources.

**Table 5. Final rankings of tournament lakes in Mississippi based upon 2022 reports.  
Ranked by "Fishing Quality Indicators" from lakes with five or more tournament reports**

Average weight/bass (lbs.)		Average Number Caught per 8-hour day		Average Pounds Caught per 8-hour day		Index Hours to Catch a Bass $\geq$ 5 lbs.		Average big bass weight (lbs.)		Average 1 <sup>st</sup> place weight (lbs.)		Percentage of anglers with a 5-fish bag		Overall Rank	
LW	2.92	PS	2.85	PK	5.73	BH	1.06	RB	6.24	RB	17.68	TTW	65	1	RB
BH	2.72	TTW	2.40	RB	5.26	LW	1.86	BS	6.02	BH	17.20	PS	56	2	BS
PK	2.71	ALC	2.31	BS	4.69	BS	2.11	SL	5.84	BS	16.86	BW	53	3	TTW
RB	2.44	RB	2.19	PS	4.56	SL	2.31	BH	5.78	PK	16.76	RB	45	4	BH
BS	2.34	BS	2.10	TTW	4.51	TTW	2.53	LW	5.77	TTW	16.71	BS	42	5	PK
SL	1.92	PK	2.05	BH	4.41	MC	3.49	PK	5.55	LW	16.36	SL	40	6	LW
TTW	1.91	BW	1.90	ALC	4.13	RB	4.05	TTW	5.21	SL	14.88	ALC	36	6	PS
ALC	1.81	SL	1.87	LW	3.81	BW	5.07	ALC	4.17	ALC	12.45	MC	34	6	SL
PS	1.65	MC	1.64	SL	3.53	PS	5.74	PS	4.00	PS	12.19	LW	33	9	ALC
JD	1.04	JD	1.63	JD	1.67	PK	7.08	MC	3.26	JD	6.80	PK	30	10	BW
MC	0.77	BH	1.46	BW	1.39	JD	20.66	JD	3.05	BW	5.56	BH	18	11	MC
BW	0.74	LW	1.41	MC	1.28	ALC	None	BW	2.96	MC	5.53	JD	18	12	JD

**ALC=Aliceville; BH=Bogue Homa; BS=Bay Springs; BW=Bill Waller; JD=Jeff Davis; LW=Lake Washington; MC=Mike Conner; PK=Pickwick; PS=Pascagoula River; RB=Ross Barnett; SL=Sardis Lake; TTW=Waterway Locks**