

WMA DMAP Report

Date 3/12/2018

*** OKATIBBEE WMA ***

Club Number '3838'

2017 Season

County = Lauderdale
 Soil Region = Upper Coastal Plain
 State = MS-WMA

Biologist = Amy Blaylock

Acres = 6883
 Years on DMAP = 27
 % Data Collected = 100

Table 1. Harvest Summary

	Number Harvested	Acres/ Deer Harvested
Bucks	4	1721
Does	6	1147
	-----	-----
Totals	10	688

Table 2. Harvest History

	2017	2016	2015	2014	2013	2012	2011	2010	2009	2008	UCP 2016	Club Avg
Acres	6883	6883	6883	6883	6883	6883	6883	6883	6883	6883	412296	6883
Total Deer	10	9	9	8	6	22	20	27	20	23	2273	15
Bucks	4	5	5	3	2	10	8	5	8	7	842	6
Does	6	4	4	5	4	12	12	22	12	16	1431	10
Acres/Deer	688	765	765	860	1147	313	344	255	344	299	181	447
Bucks	1721	1377	1377	2294	3442	688	860	1377	860	983	490	1208
Does	1147	1721	1721	1377	1721	574	574	313	574	430	288	710

Table 3. Age Distribution

Age	Bucks		Does	
	Num	%	Num	%
0.5	0	0	3	50
1.5	0	0	0	0
2.5	1	25	0	0
3.5	1	25	2	33
4.5	2	50	0	0
5.5	0	0	0	0
6.5	0	0	1	17
7.5	0	0	0	0
8.5+	0	0	0	0
	-----	-----	-----	-----
Totals	4		6	

WMA DMAP Report

Date 3/12/2018

*** OKATIBBEE WMA ***

Club Number '3838'

Table 4. Statistics for Doe Harvest

Age	Number Harvested	Average Live Weight	Percent Lactating
0.5	3	55	0
1.5	0	0	0
2.5	0	0	0
3.5	2	90	50
4.5	0	0	0
5.5	0	0	0
6.5	1	101	0
7.5	0	0	0
8.5+	0	0	0
Totals	6	75	

Table 5. Doe Harvest History

	2017	2016	2015	2014	2013	2012	2011	2010	2009	2008	UCP 2016	Club Avg
Does	6	4	1	4	4	10	11	15	12	14	1431	8
Acres/Doe	1147	1721	6883	1721	1721	688	626	459	574	492	288	850
Doe Age-Wgt												
% 0.5	50	25	100	0	0	30	9	27	8	7	11	19
% 1.5	0	0	0	0	0	10	9	13	42	29	18	16
% 2.5	0	25	0	25	50	40	45	20	33	43	16	32
% 3.5+	50	50	0	75	50	20	36	40	17	21	50	33
Wght 0.5	55	80	109	0	0	72	75	55	63	70	59	67
Wght 1.5	0	0	0	0	0	90	90	93	91	83	85	89
Wght 2.5	0	85	0	85	100	88	95	98	96	104	93	96
Wght 3.5+	94	108	0	103	97	103	103	98	109	102	102	101
% Lactation												
1.5	0	0	0	0	0	0	100	0	0	33	9	18
2.5	0	0	0	0	0	75	0	33	67	33	51	32
2.5+	33	67	0	0	0	83	22	50	60	40	57	40
3.5+	33	100	0	0	0	100	50	60	50	50	59	48

WMA DMAP Report

Date 3/12/2018

*** OKATIBBEE WMA ***

Club Number '3838'

Table 6. Statistics for Yearling Bucks

	Number	Percent	Avg. Live Weight	Average Points
	-----	-----	-----	-----
Spikes	0	0	0	0.0
Forks	0	0	0	0.0
Totals	0			

Table 7. Buck Statistics

Age	Live Weight		Points		Base		Length		Spread	
	Num	Avg	Num	Avg	Num	Avg	Num	Avg	Num	Avg
-----	-----	-----	-----	-----	-----	-----	-----	-----	-----	-----
0.5	0	0	0	0.0	0	0.0	0	0	0	0.0
1.5	0	0	0	0.0	0	0.0	0	0	0	0.0
2.5	1	0	1	6.0	1	0.0	1	0	1	0.0
3.5	1	155	1	6.0	1	2.0	1	15.5	1	11.0
4.5	2	138	2	8.0	2	3.3	2	18.6	2	15.8
5.5	0	0	0	0.0	0	0.0	0	0	0	0.0
6.5	0	0	0	0.0	0	0.0	0	0	0	0.0
7.5	0	0	0	0.0	0	0.0	0	0	0	0.0
8.5+	0	0	0	0.0	0	0.0	0	0	0	0.0

WMA DMAP Report

Date 3/12/2018

*** OKATIBBEE WMA ***

Club Number '3838'

Table 8. Buck Harvest History (All Bucks)

	2017	2016	2015	2014	2013	2012	2011	2010	2009	2008	UCP 2016	Club Avg
Bucks	4	5	4	2	2	10	7	3	6	5	842	5
Acres/Buck	1,721	1,377	1,721	3,442	3,442	688	983	2,294	1,147	1,377	490	1434
% .5 Bucks	0	0	0	0	0	0	0	0	17	0	4.75	2.08
# .5 Bucks	0	0	0	0	0	0	0	0	1	0	40	0.1
Avg Weight	0	0	0	0	0	0	0	0	70	0	57	70
% 1.5 Bucks	0	0	0	0	50	10	0	0	0	20	13	6.2
# 1.5 Bucks	0	0	0	0	1	1	0	0	0	1	108	0.3
% Spikes	0	0	0	0	100	0	0	0	0	100	69	67
Avg Weight	0	0	0	0	129	125	0	0	0	129	97	128
Avg Points	0.0	0.0	0.0	0.0	2.0	6.0	0.0	0.0	0.0	2.0	3	3
Avg Base	0.0	0.0	0.0	0.0	0.0	3.3	0.0	0.0	0.0	1.0	1.9	2.1
Avg Length	0	0	0	0	0	12.2	0	0	0	4.8	5.4	8.5
Avg Spread	0.0	0.0	0.0	0.0	0.0	0.0	0.0	0.0	0.0	0.0	5.5	0.0
% 2.5 Bucks	25	80	50	0	50	30	43	67	0	40	22	37.5
# 2.5 Bucks	1	4	2	0	1	3	3	2	0	2	188	1.8
Avg Weight	0	145	139	0	163	134	156	149	0	134	136	144
Avg Points	6.0	6.8	6.5	0.0	9.0	7.0	7.3	8.0	0.0	4.0	7	7
Avg Base	0.0	3.0	1.9	0.0	5.0	3.4	3.6	3.4	0.0	4.0	3.3	3.3
Avg Length	0	16.7	15.2	0	18.1	15.5	13.8	15.7	0	14.7	14.3	15.6
Avg Spread	0.0	13.3	13.5	0.0	12.8	12.4	11.5	13.3	0.0	11.0	11.6	12.6
% 3.5 Bucks	25	20	50	50	0	20	43	0	50	40	26.2	31
# 3.5 Bucks	1	1	2	1	0	2	3	0	3	2	221	2
Avg Weight	155	182	153	160	0	150	173	0	160	178	145	164
Avg Points	6.0	7.0	8.5	8.0	0.0	7.5	6.7	0.0	8.7	8.5	7	8
Avg Base	2.0	4.8	4.0	0.0	0.0	3.9	4.0	0.0	3.8	4.9	3.8	3.9
Avg Length	15.5	20.6	17.6	22.4	0	16.8	16.4	0	18.2	19	15.9	17.9
Avg Spread	11.0	14.0	15.0	18.0	0.0	12.4	13.7	0.0	13.8	16.5	13.0	14.2
% 4.5+ Bucks	50	0	0	50	0	40	14	33	33	0	26	22.9
# 4.5+ Bucks	2	0	0	1	0	4	1	1	2	0	216	1.1
Avg Weight	138	0	0	165	0	162	145	0	165	0	160	156
Avg Points	8.0	0.0	0.0	8.0	0.0	8.0	5.0	6.0	8.5	0.0	8	8
Avg Base	3.3	0.0	0.0	2.9	0.0	3.9	4.0	0.0	4.8	0.0	4.2	3.9
Avg Length	18.6	0	0	13.5	0	19.7	13	0	23.4	0	18.1	18.9
Avg Spread	15.8	0.0	0.0	11.3	0.0	16.0	11.0	0.0	18.0	0.0	14.8	15.1

WMA DMAP Report

Date 3/12/2018

*** OKATIBBEE WMA ***

Club Number '3838'

Table 8. Trophy Buck Harvest History

	2017	2016	2015	2014	2013	2012	2011	2010	2009	2008	UCP 2016	Club Avg
Bucks	4	5	4	2	2	10	7	3	6	5	842	5
Acres/Buck	1,721	1,377	1,721	3,442	3,442	688	983	2,294	1,147	1,377	490	1434
% .5 Bucks	0	0	0	0	0	0	0	0	17	0	4.75	2.08
# .5 Bucks	0	0	0	0	0	0	0	0	1	0	40	0.1
Avg Weight	0	0	0	0	0	0	0	0	70	0	57	70
% 1.5 Bucks	0	0	0	0	50	10	0	0	0	20	10	6.2
# 1.5 Bucks	0	0	0	0	1	1	0	0	0	1	87	0.3
% Spikes	0	0	0	0	100	0	0	0	0	100	60	67
Avg Weight	0	0	0	0	129	125	0	0	0	129	97	128
Avg Points	0.0	0.0	0.0	0.0	2.0	6.0	0.0	0.0	0.0	2.0	3	3
Avg Base	0.0	0.0	0.0	0.0	0.0	3.3	0.0	0.0	0.0	1.0	2.0	2.1
Avg Length	0	0	0	0	0	12.2	0	0	0	4.8	6.1	8.5
Avg Spread	0.0	0.0	0.0	0.0	0.0	0.0	0.0	0.0	0.0	0.0	5.8	0.0
% 2.5 Bucks	25	80	50	0	50	30	43	67	0	40	21	37.5
# 2.5 Bucks	1	4	2	0	1	3	3	2	0	2	181	1.8
Avg Weight	0	145	139	0	163	134	156	149	0	134	136	144
Avg Points	6.0	6.8	6.5	0.0	9.0	7.0	7.3	8.0	0.0	4.0	7	7
Avg Base	0.0	3.0	1.9	0.0	5.0	3.4	3.6	3.4	0.0	4.0	3.3	3.3
Avg Length	0	16.7	15.2	0	18.1	15.5	13.8	15.7	0	14.7	14.3	15.6
Avg Spread	0.0	13.3	13.5	0.0	12.8	12.4	11.5	13.3	0.0	11.0	11.6	12.6
% 3.5 Bucks	25	20	50	50	0	20	43	0	50	40	24	31
# 3.5 Bucks	1	1	2	1	0	2	3	0	3	2	202	2
Avg Weight	155	182	153	160	0	150	173	0	160	178	147	164
Avg Points	6.0	7.0	8.5	8.0	0.0	7.5	6.7	0.0	8.7	8.5	8	8
Avg Base	2.0	4.8	4.0	0.0	0.0	3.9	4.0	0.0	3.8	4.9	3.8	3.9
Avg Length	15.5	20.6	17.6	22.4	0	16.8	16.4	0	18.2	19	16.2	17.9
Avg Spread	11.0	14.0	15.0	18.0	0.0	12.4	13.7	0.0	13.8	16.5	13.1	14.2
% 4.5+ Bucks	50	0	0	50	0	40	14	33	33	0	25	22.9
# 4.5+ Bucks	2	0	0	1	0	4	1	1	2	0	209	1.1
Avg Weight	138	0	0	165	0	162	145	0	165	0	161	156
Avg Points	8.0	0.0	0.0	8.0	0.0	8.0	5.0	6.0	8.5	0.0	8	8
Avg Base	3.3	0.0	0.0	2.9	0.0	3.9	4.0	0.0	4.8	0.0	4.2	3.9
Avg Length	18.6	0	0	13.5	0	19.7	13	0	23.4	0	18.2	18.9
Avg Spread	15.8	0.0	0.0	11.3	0.0	16.0	11.0	0.0	18.0	0.0	14.8	15.1

WMA DMAP Report

Date 3/12/2018

*** OKATIBBEE WMA ***

Club Number '3838'

Table 9. B&C Report - All bucks

Age	Num	Estimated Non-typical B&C Score	Estimated Non-typical B&C Score at Maturity Minimum	Estimated Non-typical B&C Score at Maturity Maximum
2.5	1	NA	NA	NA
3.5	1	75 7/8	87 2/8	96 6/8
4.5	2	110 1/8	113 4/8	120 3/8
5.5+	0	NA	NA	NA

Table 10. B&C Report - Trophy

Age	Num	Estimated Non-typical B&C Score	Estimated Non-typical B&C Score at Maturity Minimum	Estimated Non-typical B&C Score at Maturity Maximum
2.5	1	NA	NA	NA
3.5	1	75 7/8	87 2/8	96 6/8
4.5	2	110 1/8	113 4/8	120 3/8
5.5+	0	NA	NA	NA

Table 11. B&C Report - Cull

Age	Num	Estimated Non-typical B&C Score	Estimated Non-typical B&C Score at Maturity Minimum	Estimated Non-typical B&C Score at Maturity Maximum
2.5	0	NA	NA	NA
3.5	0	NA	NA	NA
4.5	0	NA	NA	NA
5.5+	0	NA	NA	NA

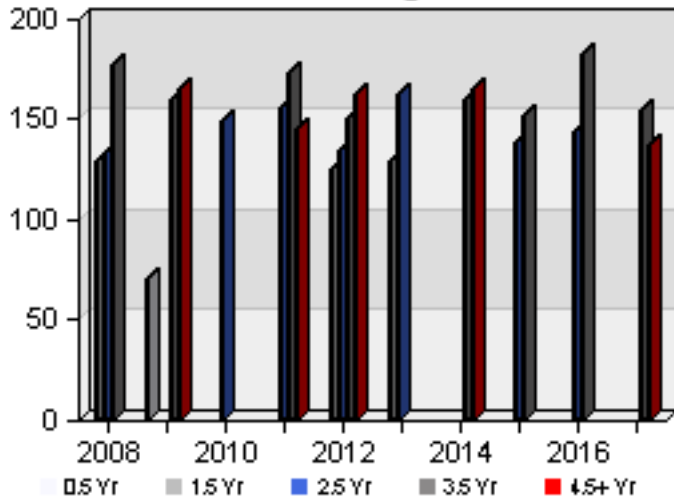
WMA DMAP Report

Date 3/12/2018

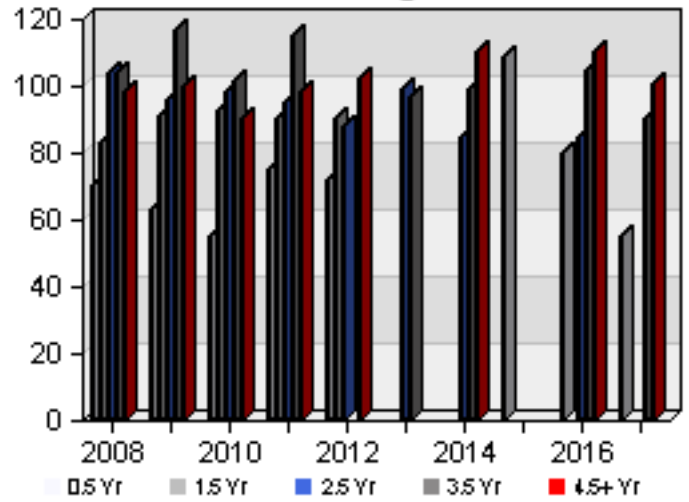
*** OKATIBBEE WMA ***

Club Number '3838'

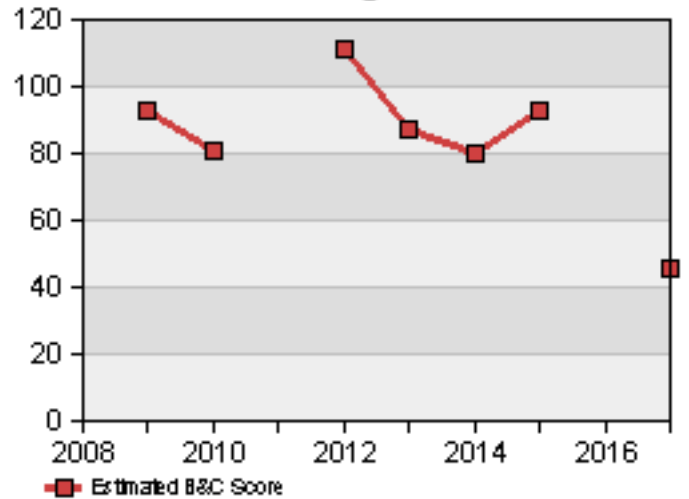
Buck Live Weights



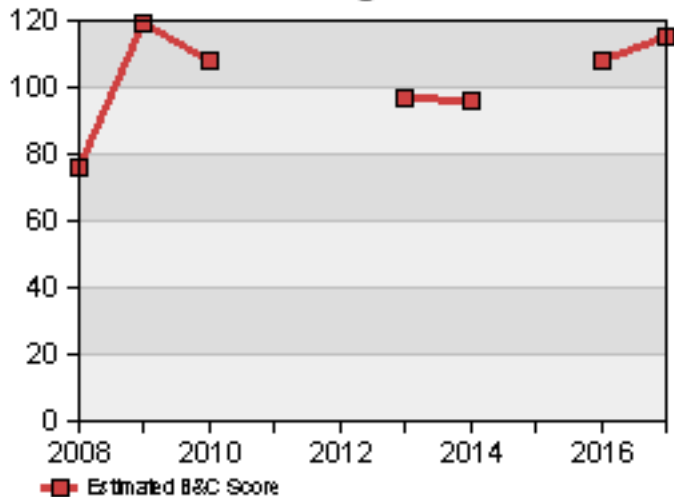
Doe Live Weights



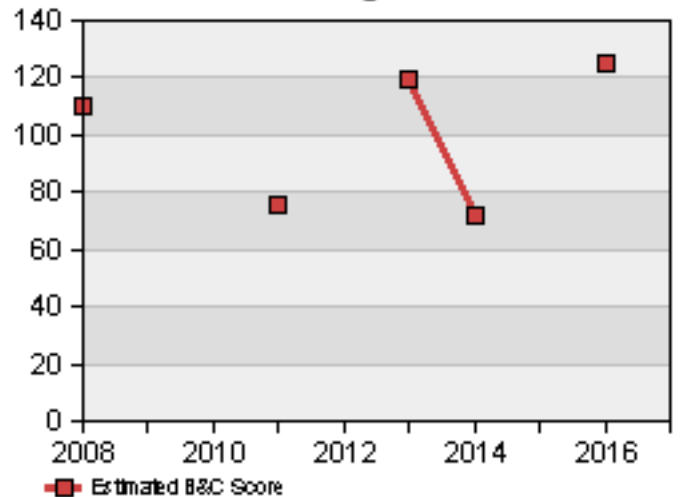
2.5 Year Old Average B&C Scores



3.5 Year Old Average B&C Scores



4.5 Year Old Average B&C Scores



WMA DMAP Report

Date 3/12/2018

*** OKATIBBEE WMA ***

Club Number '3838'

