DynamicPDF Generator evaluation version. DynamicPDF.com

WMA DMAP Report

Date 6/14/2018

*** LAKE GEORGE WMA ***
2017 Season

Club Number '82191'

County = Yazoo
Soil Region = Delta
State = MS-WMA

Biologist = Roger Tankesly

Acres = 8000
Years on DMAP = 21
% Data Collected = 98

Table 1. Harvest Summary

	Number Harvested	Acres/ Deer Harvested
Bucks	61	131
Does	91	88
Totals	152	53

Table 2. Harvest History

	2017	2016	2015	2014	2013	2012	2011	2010	2009	2008	D 2016	Club Avg
Acres	8000	8000	8000	8000	8000	8000	8000	8000	8000	8000	279986	8000
Total Deer	152	113	80	88	68	76	68	62	14	19	2811	74
Bucks	61	48	49	42	38	30	32	20	7	11	1102	34
Does	91	65	31	46	30	46	36	42	7	8	1709	40
Acres/Deer	53	71	100	91	118	105	118	129	571	421	100	108
Bucks	131	167	163	190	211	267	250	400	1143	727	254	237
Does	88	123	258	174	267	174	222	190	1143	1000	164	199

Table 3. Age Distribution

	Bucks		Does	
Age	Num	%	Num	%
0.5	0	0	35	38
1.5	19	33	26	29
2.5	6	10	7	8
3.5	20	34	6	7
4.5	10	17	9	10
5.5	2	3	5	5
6.5	1	2	3	3
7.5	0	0	0	0
8.5+	0	0	0	0
Totals	58		91	

DynamicPDF Generator evaluation version. DynamicPDF.com

WMA DMAP Report

Date 6/14/2018 *** LAKE GEORGE WMA *** Club Number '82191'

Table 4. Statistics for Doe Harvest

Age	Number Harvested	Average Live Weight	Percent Lactating
0.5	35	79	0
1.5	26	107	0
2.5	7	115	14
3.5	6	125	60
4.5	9	123	13
5.5	5	143	60
6.5	3	136	33
7.5	0	0	0
8.5+	0	0	0
Totals	91	103	

Table 5. Doe Harvest History

	2017	2016	2015	2014	2013	2012	2011	2010	2009	2008	D 2016	Club Avg
Does	91	65	31	46	27	46	36	8	7	7	1709	36
Acres/Doe	88	123	258	174	296	174	222	1000	1143	1143	164	220
Doe Age-Wgt												
% 0.5	38	31	23	33	26	33	36	12	0	29	9	32
% 1.5	29	12	19	26	19	35	17	12	29	0	16	23
% 2.5	8	12	19	7	11	4	11	12	43	29	19	11
% 3.5+	25	45	39	35	44	28	36	62	29	43	55	35
Wght 0.5	79	81	78	72	78	74	76	80	0	75	72	77
Wght 1.5	107	100	100	113	116	112	123	125	133	0	107	110
Wght 2.5	115	121	109	123	137	103	148	115	137	128	118	123
Wght 3.5+	130	127	134	148	141	148	152	127	150	149	124	137
% Lactation												
1.5	0	0	0	9	0	13	0	0	0	0	17	4
2.5	14	75	0	50	33	50	25	100	67	0	52	38
2.5+	32	47	24	25	21	27	27	50	40	0	60	32
3.5+	38	39	33	21	18	23	27	40	0	0	63	30

DynamicPDF Generator evaluation version. DynamicPDF.com

WMA DMAP Report

Date 6/14/2018 *** LAKE GEORGE WMA *** Club Number '82191'

Table 6. Statistics for Yearling Bucks

	Number	Percent	Avg. Live Weight	Average Points
Spikes	11	58	122	1.9
Forks	8	42	144	4.3
Totals	19			

Table 7. Buck Statistics

	Live Weight		Points		Base		Length		Spread	
Age	Num	Avg	Num	Avg	Num	Avg	Num	Avg	Num	Avg
0.5	0	0	0	0.0	0	0.0	0	0	0	0.0
1.5	19	131	19	2.9	19	2.2	19	7.5	19	6.6
2.5	6	189	6	6.8	6	3.4	6	17.6	6	14.9
3.5	20	188	20	7.8	20	3.9	20	18.3	20	15.1
4.5	10	203	10	8.1	10	4.2	10	19.9	10	16.8
5.5	2	238	2	10.0	2	5.8	2	22.3	2	17.9
6.5	1	190	1	7.0	1	4.3	1	16	1	18.5
7.5	0	0	0	0.0	0	0.0	0	0	0	0.0
8.5+	0	0	0	0.0	0	0.0	0	0	0	0.0

Report prepared by Roger Tankesly

DynamicPDF Generator evaluation version. DynamicPDF.com

WMA DMAP Report

Date 6/14/2018 *** LAKE GEORGE WMA *** Club Number '82191'

Table 8. Buck Harvest History (All Bucks)

	2017	2016	2015	2014	2013	2012	2011	2010	2009	2008	D 2016	Club Avg
Bucks	58	47	47	40	35	28	31	13	7	8	1102	31
Acres/Buck	138	170	170	200	229	286	258	615	1,143	1,000	254	255
% .5 Bucks	0	17	2	8	0	0	0	0	0	0	3.72	3.82
# .5 Bucks	0	8	1	3	0	0	0	0	0	0	41	1.2
Avg Weight	0	68	75	92	0	0	0	0	0	0	71	75
% 1.5 Bucks	33	17	23	30	23	18	35	0	29	12	6	24.5
# 1.5 Bucks	19	8	11	12	8	5	11	0	2	1	69	7.7
% Spikes	58	38	70	82	71	0	73	0	100	100	67	62
Avg Weight	131	138	118	133	145	130	146	0	158	160	129	135
Avg Points	2.9	3.9	2.7	2.5	2.6	4.8	2.6	0.0	2.0	2.0	3	3
Avg Base	2.2	2.2	2.0	1.9	1.9	2.4	2.2	0.0	0.0	1.0	2.0	2.1
Avg Length	7.5	8.1	5.9	7.4	4.6	8.3	6.8	0	11	1	6.1	7.0
Avg Spread	6.6	6.3	5.3	6.0	4.1	6.7	7.0	0.0	0.0	0.0	6.0	6.2
% 2.5 Bucks	10	11	11	20	11	11	26	8	14	12	9	13.4
# 2.5 Bucks	6	5	5	8	4	3	8	1	1	1	101	4.2
Avg Weight	189	145	180	188	170	172	183	150	150	195	162	176
Avg Points	6.8	6.3	7.4	7.9	6.3	7.3	6.0	7.0	8.0	6.0	7	7
Avg Base	3.4	2.6	4.0	3.6	2.6	3.6	3.3	3.0	3.3	0.0	3.7	3.3
Avg Length	17.6	12.9	17.4	17.9	13.2	14.2	15.3	15	14.8	18.1	15.6	15.9
Avg Spread	14.9	9.5	14.5	14.8	12.5	14.0	14.4	12.5	15.0	17.5	13.5	13.9
% 3.5 Bucks	34	23	17	32	54	54	19	38	29	38	20.1	32
# 3.5 Bucks	20	11	8	13	19	15	6	5	2	3	222	10
Avg Weight	188	184	188	180	187	190	196	179	205	202	189	187
Avg Points	7.8	7.3	7.6	7.4	7.4	7.5	7.5	7.6	7.5	8.3	8	8
Avg Base	3.9	3.6	3.5	3.3	3.6	4.1	3.6	3.5	4.0	3.8	4.3	3.7
Avg Length	18.3	18.1	17.8	18.2	17	17.8	16.8	17.8	16.9	18.1	18.6	17.8
Avg Spread	15.1	14.8	14.8	15.2	14.1	14.9	14.7	14.9	13.8	17.3	15.1	14.8
% 4.5+ Bucks	22	32	47	10	11	18	19	54	29	38	59	25.8
# 4.5+ Bucks	13	15	22	4	4	5	6	7	2	3	649	8.1
Avg Weight	207	204	188	236	252	213	223	192	256	216	200	207
Avg Points	8.3	8.1	7.8	7.3	8.3	8.8	8.0	7.4	7.0	9.5	8	8
Avg Base	4.5	4.1	4.2	4.6	4.5	5.1	4.6	4.5	4.5	4.6	4.6	4.4
Avg Length	20	19.5	18.7	20.6	19.6	21.4	19.1	19	22.2	19.3	20.4	19.5
Avg Spread	17.1	15.5	16.0	17.0	16.9	18.1	16.4	16.0	20.0	16.3	16.5	16.4

Report prepared by Roger Tankesly

DynamicPDF Generator evaluation version. DynamicPDF.com

WMA DMAP Report

Date 6/14/2018 *** LAKE GEORGE WMA *** Club Number '82191'

Table 8. Trophy Buck Harvest History

	2017	2016	2015	2014	2013	2012	2011	2010	2009	2008	D 2016	Club Avg
Bucks	58	47	47	40	35	28	31	13	7	8	1102	31
Acres/Buck	138	170	170	200	229	286	258	615	1,143	1,000	254	255
% .5 Bucks	0	17	2	8	0	0	0	0	0	0	3.63	3.82
# .5 Bucks	0	8	1	3	0	0	0	0	0	0	40	1.2
Avg Weight	0	68	75	92	0	0	0	0	0	0	71	75
% 1.5 Bucks	33	17	23	30	23	18	35	0	29	12	5	24.5
# 1.5 Bucks	19	8	11	12	8	5	11	0	2	1	58	7.7
% Spikes	58	38	70	82	71	0	73	0	100	100	65	62
Avg Weight	131	138	118	133	145	130	146	0	158	160	130	135
Avg Points	2.9	3.9	2.7	2.5	2.6	4.8	2.6	0.0	2.0	2.0	3	3
Avg Base	2.2	2.2	2.0	1.9	1.9	2.4	2.2	0.0	0.0	1.0	2.0	2.1
Avg Length	7.5	8.1	5.9	7.4	4.6	8.3	6.8	0	11	1	6.6	7.0
Avg Spread	6.6	6.3	5.3	6.0	4.1	6.7	7.0	0.0	0.0	0.0	6.2	6.2
% 2.5 Bucks	10	11	11	20	11	11	26	8	14	12	8	13.4
# 2.5 Bucks	6	5	5	8	4	3	8	1	1	1	91	4.2
Avg Weight	189	145	180	188	170	172	183	150	150	195	164	176
Avg Points	6.8	6.3	7.4	7.9	6.3	7.3	6.0	7.0	8.0	6.0	7	7
Avg Base	3.4	2.6	4.0	3.6	2.6	3.6	3.3	3.0	3.3	0.0	3.7	3.3
Avg Length	17.6	12.9	17.4	17.9	13.2	14.2	15.3	15	14.8	18.1	15.8	15.9
Avg Spread	14.9	9.5	14.5	14.8	12.5	14.0	14.4	12.5	15.0	17.5	13.7	13.9
% 3.5 Bucks	34	23	17	32	54	54	19	38	29	38	18	32
# 3.5 Bucks	20	11	8	13	19	15	6	5	2	3	198	10
Avg Weight	188	184	188	180	187	190	196	179	205	202	189	187
Avg Points	7.8	7.3	7.6	7.4	7.4	7.5	7.5	7.6	7.5	8.3	8	8
Avg Base	3.9	3.6	3.5	3.3	3.6	4.1	3.6	3.5	4.0	3.8	4.3	3.7
Avg Length	18.3	18.1	17.8	18.2	17	17.8	16.8	17.8	16.9	18.1	18.6	17.8
Avg Spread	15.1	14.8	14.8	15.2	14.1	14.9	14.7	14.9	13.8	17.3	15.2	14.8
% 4.5+ Bucks	22	32	47	10	11	18	19	54	29	38	57	25.8
# 4.5+ Bucks	13	15	22	4	4	5	6	7	2	3	624	8.1
Avg Weight	207	204	188	236	252	213	223	192	256	216	200	207
Avg Points	8.3	8.1	7.8	7.3	8.3	8.8	8.0	7.4	7.0	9.5	8	8
Avg Base	4.5	4.1	4.2	4.6	4.5	5.1	4.6	4.5	4.5	4.6	4.6	4.4
Avg Length	20	19.5	18.7	20.6	19.6	21.4	19.1	19	22.2	19.3	20.4	19.5
Avg Spread	17.1	15.5	16.0	17.0	16.9	18.1	16.4	16.0	20.0	16.3	16.6	16.4

Report prepared by Roger Tankesly

DynamicPDF Generator evaluation version. DynamicPDF.com

WMA DMAP Report

Date 6/14/2018 *** LAKE GEORGE WMA *** Club Number '82191'

Table 9. B&C Report - All bucks

Age	Num	Estimated Non-typical B&C Score	Estimated Non-typical B&C Score at Maturity Minimum	Estimated Non-typical B&C Score at Maturity Maximum
2.5	6	101 5/8	132 0/8	165 2/8
3.5	20	109 5/8	120 4/8	139 5/8
4.5	10	122 3/8	124 7/8	133 6/8
5.5+	3	133 2/8	133 2/8	133 2/8

Table 10. B&C Report - Trophy

Age	Num	Estimated Non-typical B&C Score	Estimated Non-typical B&C Score at Maturity Minimum	Estimated Non-typical B&C Score at Maturity Maximum
2.5	6	101 5/8	132 0/8	165 2/8
3.5	20	109 5/8	120 4/8	139 5/8
4.5	10	122 3/8	124 7/8	133 6/8
5.5+	3	133 2/8	133 2/8	133 2/8

Table 11. B&C Report - Cull

Age	Num	Estimated Non-typical B&C Score	Estimated Non-typical B&C Score at Maturity Minimum	Estimated Non-typical B&C Score at Maturity Maximum
2.5	0	NA	NA	NA
3.5	0	NA	NA	NA
4.5	0	NA	NA	NA
5.5+	0	NA	NA	NA

Report prepared by Roger Tankesly

DynamicPDF Generator evaluation version. DynamicPDF.com

WMA DMAP Report

Date 6/14/2018 *** LAKE GEORGE WMA *** Club Number '82191'

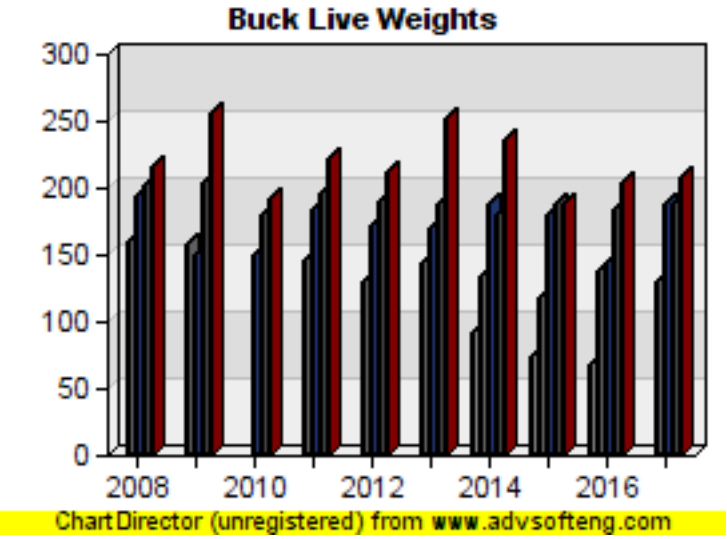

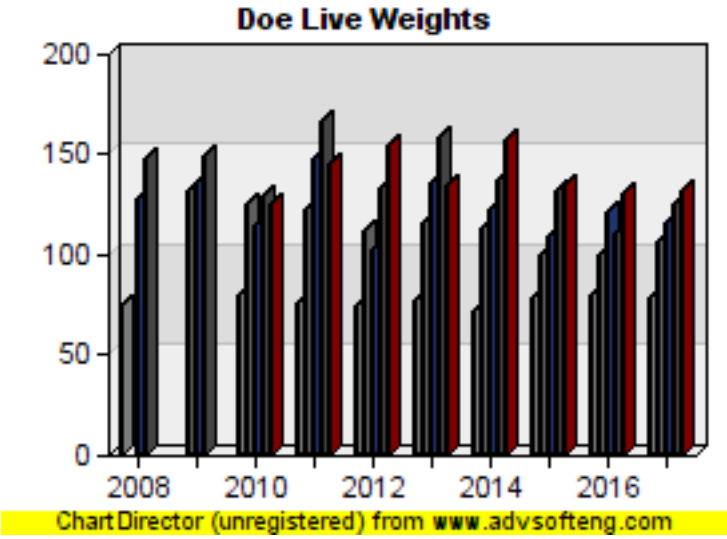

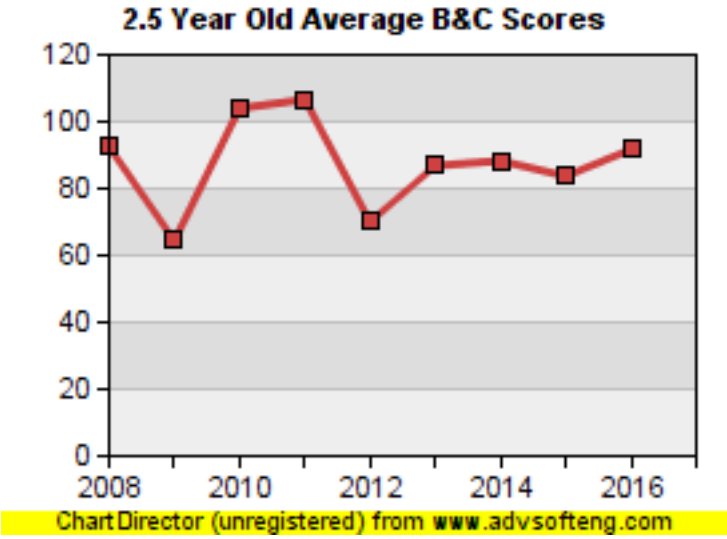

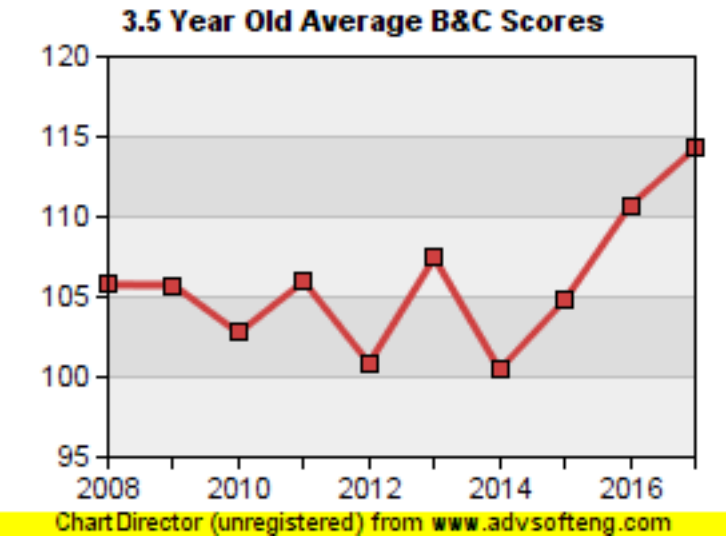

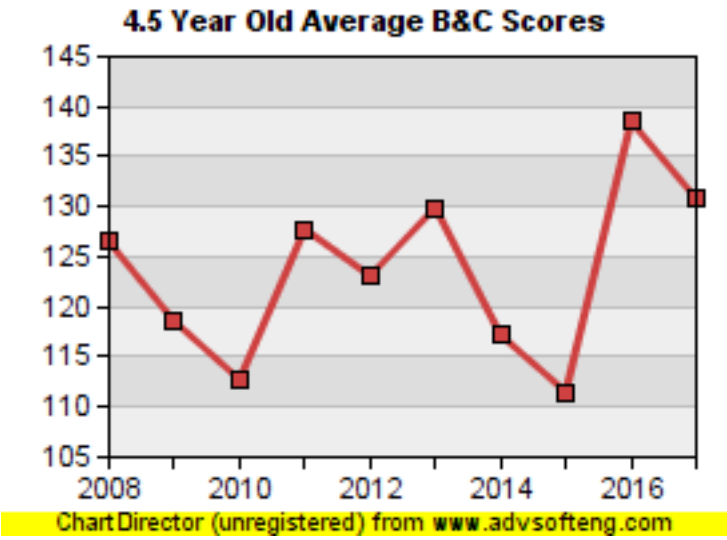

Report prepared by Roger Tankesly

DynamicPDF Generator evaluation version. DynamicPDF.com

WMA DMAP Report

Date 6/14/2018 *** LAKE GEORGE WMA *** Club Number '82191'

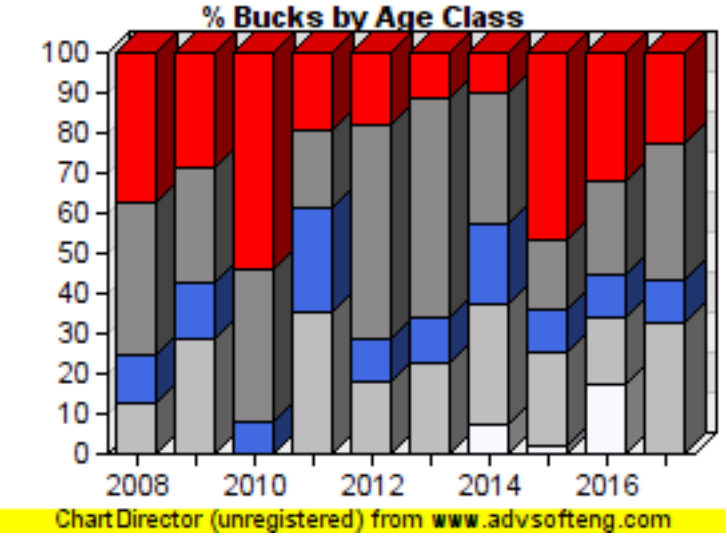

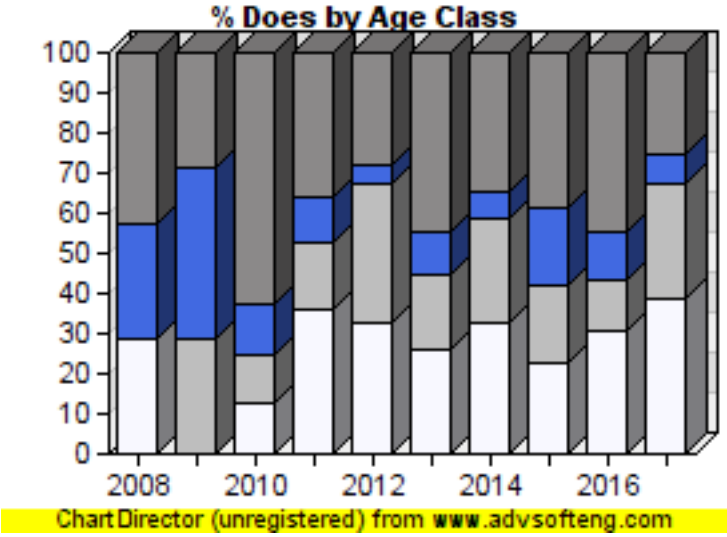

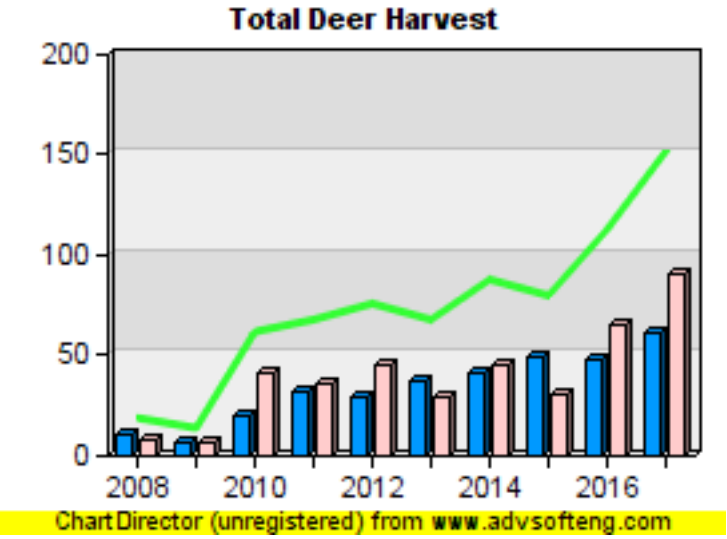

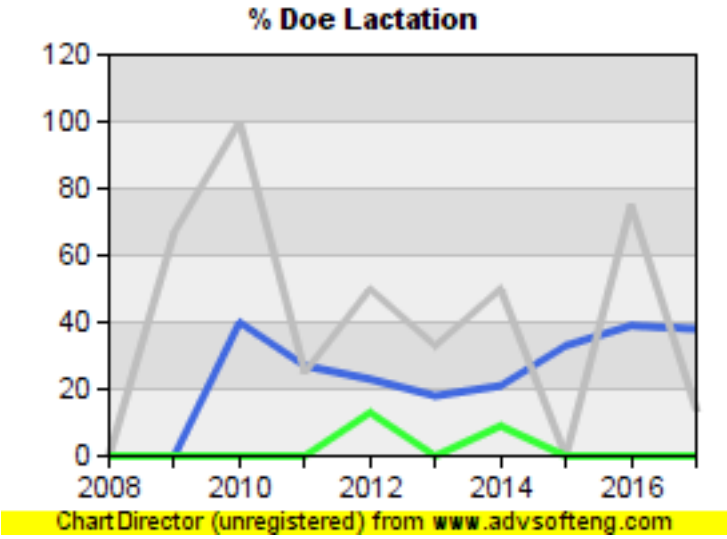

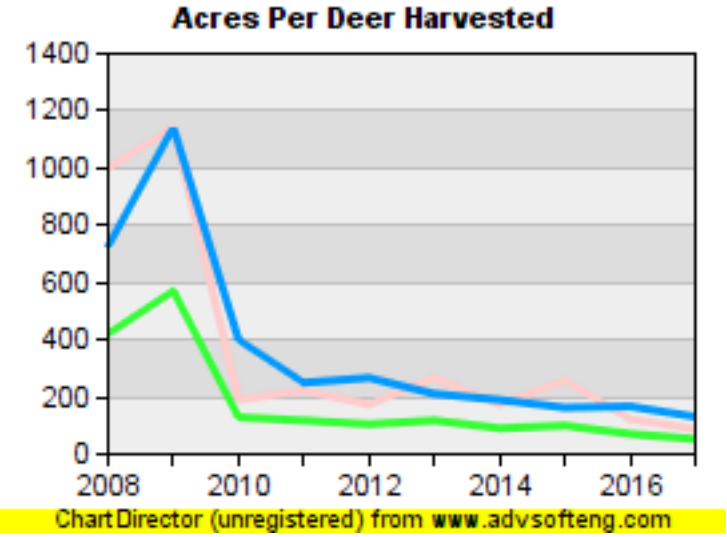

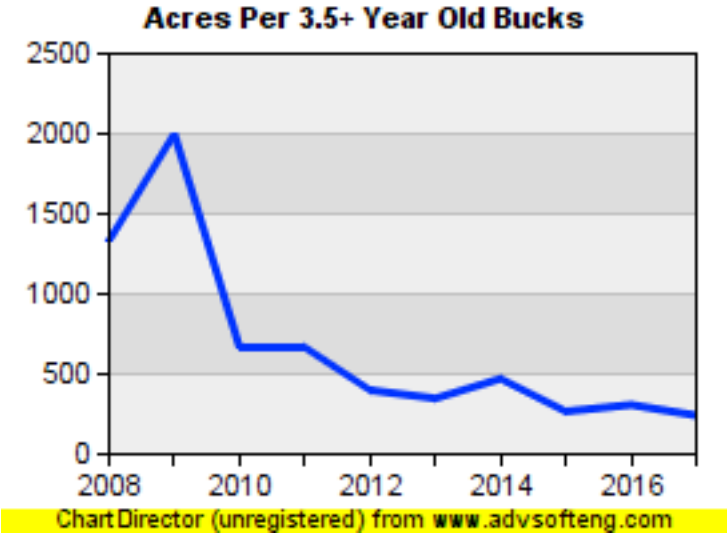

Report prepared by Roger Tankesly