

WMA DMAP Report

Date 7/31/2019

*** CASTON CREEK WMA ***
2018 Season

Club Number '9502'

County = Franklin
Soil Region = Lower Thin Loess
State = MS-WMA

Biologist = Josh Moree

Acres = 27785
Years on DMAP = 27
% Data Collected = 60

Table 1. Harvest Summary

	Number Harvested	Acres/ Deer Harvested
Bucks	15	1852
Does	0	0
Totals	15	1852

Table 2. Harvest History

	2018	2017	2016	2015	2014	2013	2012	2011	2010	2009	Lthin 2017	Club Avg
Acres	27785	27785	27785	27785	27785	27785	27785	27785	27785	27785	65220	27785
Total Deer	15	15	35	30	42	45	43	20	43	28	479	32
Bucks	15	14	30	24	39	42	35	12	29	22	185	26
Does	0	1	5	6	3	3	8	8	14	6	294	6
Acres/Deer	1852	1852	794	926	662	617	646	1389	646	992	136	879
Bucks	1852	1985	926	1158	712	662	794	2315	958	1263	353	1060
Does	0	27785	5557	4631	9262	9262	3473	3473	1985	4631	222	4631

Table 3. Age Distribution

Age	Bucks		Does	
	Num	%	Num	%
0.5	0	0	0	0
1.5	0	0	0	0
2.5	3	33	0	0
3.5	5	56	0	0
4.5	1	11	0	0
5.5	0	0	0	0
6.5	0	0	0	0
7.5	0	0	0	0
8.5+	0	0	0	0
Totals	9		0	

WMA DMAP Report

Date 7/31/2019

*** CASTON CREEK WMA ***

Club Number '9502'

Table 4. Statistics for Doe Harvest

Age	Number Harvested	Average Live Weight	Percent Lactating
0.5	0	0	0
1.5	0	0	0
2.5	0	0	0
3.5	0	0	0
4.5	0	0	0
5.5	0	0	0
6.5	0	0	0
7.5	0	0	0
8.5+	0	0	0
Totals	0	0	

Table 5. Doe Harvest History

	2018	2017	2016	2015	2014	2013	2012	2011	2010	2009	Lthin 2017	Club Avg
Does	0	0	3	5	2	3	6	8	12	6	294	4
Acres/Doe	0	0	9262	5557	13892	9262	4631	3473	2315	4631	222	6174
Doe Age-Wgt												
% 0.5	0	0	33	0	0	0	0	0	0	0	7	2
% 1.5	0	0	0	20	0	0	17	12	8	17	16	11
% 2.5	0	0	0	0	0	67	17	38	33	50	24	29
% 3.5+	0	0	67	80	100	33	67	50	58	33	48	58
Wght 0.5	0	0	50	0	0	0	0	0	0	0	62	50
Wght 1.5	0	0	0	85	0	0	80	114	70	62	100	82
Wght 2.5	0	0	0	0	0	95	120	102	84	93	110	95
Wght 3.5+	0	0	118	110	108	115	113	110	100	110	114	108
% Lactation												
1.5	0	0	0	0	0	0	0	0	0	0	9	0
2.5	0	0	0	0	0	0	0	67	0	0	47	20
2.5+	0	0	100	0	100	0	50	50	27	25	59	39
3.5+	0	0	100	0	100	0	67	33	43	50	65	48

WMA DMAP Report

Date 7/31/2019

*** CASTON CREEK WMA ***

Club Number '9502'

Table 6. Statistics for Yearling Bucks

	Number	Percent	Avg. Live Weight	Average Points
Spikes	0	0	0	0.0
Forks	0	0	0	0.0
Totals	0			

Table 7. Buck Statistics

Age	Live Weight		Points		Base		Length		Spread	
	Num	Avg	Num	Avg	Num	Avg	Num	Avg	Num	Avg
0.5	0	0	0	0.0	0	0.0	0	0	0	0.0
1.5	0	0	0	0.0	0	0.0	0	0	0	0.0
2.5	3	118	3	7.3	3	3.0	3	13.5	3	9.7
3.5	5	147	5	7.8	5	3.5	5	15.8	5	12.1
4.5	1	175	1	8.0	1	3.3	1	18	1	14.5
5.5	0	0	0	0.0	0	0.0	0	0	0	0.0
6.5	0	0	0	0.0	0	0.0	0	0	0	0.0
7.5	0	0	0	0.0	0	0.0	0	0	0	0.0
8.5+	0	0	0	0.0	0	0.0	0	0	0	0.0

WMA DMAP Report

Date 7/31/2019

*** CASTON CREEK WMA ***

Club Number '9502'

Table 8. Buck Harvest History (All Bucks)

	2018	2017	2016	2015	2014	2013	2012	2011	2010	2009	L.tbin 2017	Club Avg
Bucks	9	2	7	10	2	10	13	12	25	22	185	11
Acres/Buck	3,087	13,893	3,969	2,779	13,893	2,779	2,137	2,315	1,111	1,263	353	2481
% .5 Bucks	0	0	0	0	0	0	0	0	0	0	5.95	0
# .5 Bucks	0	0	0	0	0	0	0	0	0	0	11	0
Avg Weight	0	0	0	0	0	0	0	0	0	0	63	0
% 1.5 Bucks	0	0	0	0	0	20	8	0	8	18	18	8
# 1.5 Bucks	0	0	0	0	0	2	1	0	2	4	33	0.9
% Spikes	0	0	0	0	0	100	0	0	50	50	94	56
Avg Weight	0	0	0	0	0	100	105	0	98	110	109	105
Avg Points	0.0	0.0	0.0	0.0	0.0	2.0	3.0	0.0	2.5	2.8	2	3
Avg Base	0.0	0.0	0.0	0.0	0.0	0.0	0.0	0.0	1.5	3.4	1.7	2.8
Avg Length	0	0	0	0	0	0	0	0	5.2	3.9	5.0	4.3
Avg Spread	0.0	0.0	0.0	0.0	0.0	0.0	0.0	0.0	4.0	4.5	3.9	4.3
% 2.5 Bucks	33	50	43	0	50	30	0	17	0	5	11	12.5
# 2.5 Bucks	3	1	3	0	1	3	0	2	0	1	21	1.4
Avg Weight	118	124	131	0	112	150	0	123	0	120	146	127
Avg Points	7.3	8.0	5.7	0.0	6.0	6.7	0.0	5.5	0.0	4.0	7	6
Avg Base	3.0	3.6	3.0	0.0	3.5	3.3	0.0	3.7	0.0	3.4	3.8	3.3
Avg Length	13.5	14.2	15.1	0	16.5	15	0	11.8	0	14.9	15.9	14.2
Avg Spread	9.7	10.5	11.0	0.0	14.0	12.0	0.0	11.3	0.0	13.0	13.6	11.3
% 3.5 Bucks	56	50	14	50	50	40	38	50	32	41	19.5	40
# 3.5 Bucks	5	1	1	5	1	4	5	6	8	9	36	4
Avg Weight	147	115	155	139	140	142	142	157	150	142	170	145
Avg Points	7.8	6.0	6.0	7.4	6.0	5.3	7.0	8.2	7.6	6.4	8	7
Avg Base	3.5	3.0	4.0	3.0	3.5	3.1	3.4	3.8	3.8	3.6	4.1	3.5
Avg Length	15.8	12.5	16.5	14.9	12.5	14.5	14.8	15.2	13.9	16.2	17.7	15.0
Avg Spread	12.1	10.5	11.0	12.3	9.0	9.8	12.6	12.5	12.6	12.1	13.9	12.0
% 4.5+ Bucks	11	0	43	50	0	10	54	33	60	36	32	39.3
# 4.5+ Bucks	1	0	3	5	0	1	7	4	15	8	59	4.4
Avg Weight	175	0	167	159	0	185	177	166	158	152	192	162
Avg Points	8.0	0.0	8.0	6.8	0.0	8.0	8.0	8.3	8.5	8.1	8	8
Avg Base	3.3	0.0	3.8	4.3	0.0	4.5	4.2	4.3	3.9	3.9	4.7	4.0
Avg Length	18	0	16.8	18	0	19.5	18	17.5	17.2	16.3	19.7	17.3
Avg Spread	14.5	0.0	12.7	14.3	0.0	16.5	15.3	13.3	13.5	13.7	16.1	13.9

WMA DMAP Report

Date 7/31/2019

*** CASTON CREEK WMA ***

Club Number '9502'

Table 8. Trophy Buck Harvest History

	2018	2017	2016	2015	2014	2013	2012	2011	2010	2009	L.tbin 2017	Club Avg
Bucks	9	2	7	10	2	10	13	12	25	22	185	11
Acres/Buck	3,087	13,893	3,969	2,779	13,893	2,779	2,137	2,315	1,111	1,263	353	2481
% .5 Bucks	0	0	0	0	0	0	0	0	0	0	5.95	0
# .5 Bucks	0	0	0	0	0	0	0	0	0	0	11	0
Avg Weight	0	0	0	0	0	0	0	0	0	0	63	0
% 1.5 Bucks	0	0	0	0	0	20	8	0	8	18	4	8
# 1.5 Bucks	0	0	0	0	0	2	1	0	2	4	8	0.9
% Spikes	0	0	0	0	0	100	0	0	50	50	71	56
Avg Weight	0	0	0	0	0	100	105	0	98	110	103	105
Avg Points	0.0	0.0	0.0	0.0	0.0	2.0	3.0	0.0	2.5	2.8	2	3
Avg Base	0.0	0.0	0.0	0.0	0.0	0.0	0.0	0.0	1.5	3.4	1.6	2.8
Avg Length	0	0	0	0	0	0	0	0	5.2	3.9	4.7	4.3
Avg Spread	0.0	0.0	0.0	0.0	0.0	0.0	0.0	0.0	4.0	4.5	4.1	4.3
% 2.5 Bucks	33	50	43	0	50	30	0	17	0	5	9	12.5
# 2.5 Bucks	3	1	3	0	1	3	0	2	0	1	17	1.4
Avg Weight	118	124	131	0	112	150	0	123	0	120	149	127
Avg Points	7.3	8.0	5.7	0.0	6.0	6.7	0.0	5.5	0.0	4.0	7	6
Avg Base	3.0	3.6	3.0	0.0	3.5	3.3	0.0	3.7	0.0	3.4	3.8	3.3
Avg Length	13.5	14.2	15.1	0	16.5	15	0	11.8	0	14.9	16.2	14.2
Avg Spread	9.7	10.5	11.0	0.0	14.0	12.0	0.0	11.3	0.0	13.0	13.4	11.3
% 3.5 Bucks	56	50	14	50	50	40	38	50	32	41	17.8	40
# 3.5 Bucks	5	1	1	5	1	4	5	6	8	9	33	4
Avg Weight	147	115	155	139	140	142	142	157	150	142	168	145
Avg Points	7.8	6.0	6.0	7.4	6.0	5.3	7.0	8.2	7.6	6.4	8	7
Avg Base	3.5	3.0	4.0	3.0	3.5	3.1	3.4	3.8	3.8	3.6	4.1	3.5
Avg Length	15.8	12.5	16.5	14.9	12.5	14.5	14.8	15.2	13.9	16.2	17.8	15.0
Avg Spread	12.1	10.5	11.0	12.3	9.0	9.8	12.6	12.5	12.6	12.1	14.2	12.0
% 4.5+ Bucks	11	0	43	50	0	10	54	33	60	36	29	39.3
# 4.5+ Bucks	1	0	3	5	0	1	7	4	15	8	53	4.4
Avg Weight	175	0	167	159	0	185	177	166	158	152	192	162
Avg Points	8.0	0.0	8.0	6.8	0.0	8.0	8.0	8.3	8.5	8.1	8	8
Avg Base	3.3	0.0	3.8	4.3	0.0	4.5	4.2	4.3	3.9	3.9	4.7	4.0
Avg Length	18	0	16.8	18	0	19.5	18	17.5	17.2	16.3	19.8	17.3
Avg Spread	14.5	0.0	12.7	14.3	0.0	16.5	15.3	13.3	13.5	13.7	16.2	13.9

WMA DMAP Report

Date 7/31/2019

*** CASTON CREEK WMA ***

Club Number '9502'

Table 9. B&C Report - All bucks

Age	Num	Estimated Non-typical B&C Score	Estimated Non-typical B&C Score at Maturity Minimum	Estimated Non-typical B&C Score at Maturity Maximum
2.5	3	71 3/8	99 1/8	116 0/8
3.5	5	90 2/8	103 6/8	115 0/8
4.5	1	104 5/8	110 1/8	114 2/8
5.5+	0	NA	NA	NA

Table 10. B&C Report - Trophy

Age	Num	Estimated Non-typical B&C Score	Estimated Non-typical B&C Score at Maturity Minimum	Estimated Non-typical B&C Score at Maturity Maximum
2.5	3	71 3/8	99 1/8	116 0/8
3.5	5	90 2/8	103 6/8	115 0/8
4.5	1	104 5/8	110 1/8	114 2/8
5.5+	0	NA	NA	NA

Table 11. B&C Report - Cull

Age	Num	Estimated Non-typical B&C Score	Estimated Non-typical B&C Score at Maturity Minimum	Estimated Non-typical B&C Score at Maturity Maximum
2.5	0	NA	NA	NA
3.5	0	NA	NA	NA
4.5	0	NA	NA	NA
5.5+	0	NA	NA	NA

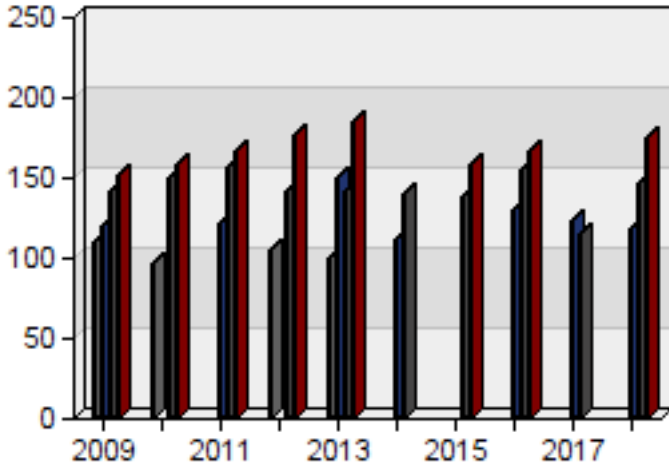
WMA DMAP Report

Date 7/31/2019

*** CASTON CREEK WMA ***

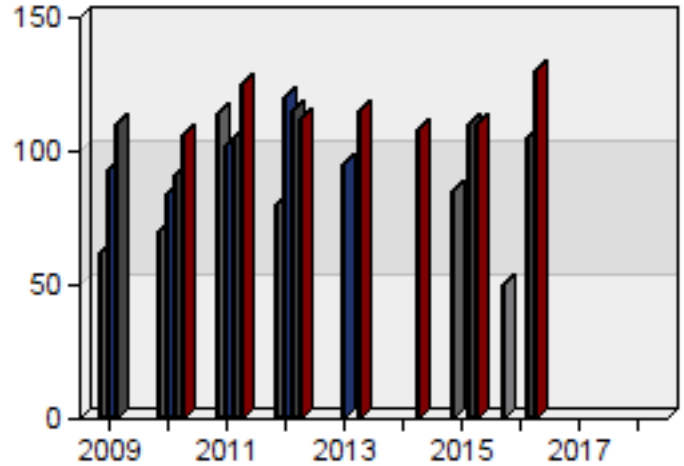
Club Number '9502'

Buck Live Weights



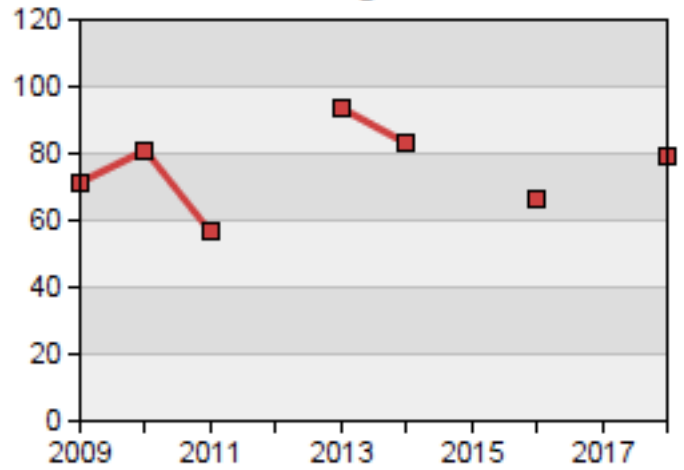
ChartDirector (unregistered) from www.advsofteng.com

Doe Live Weights



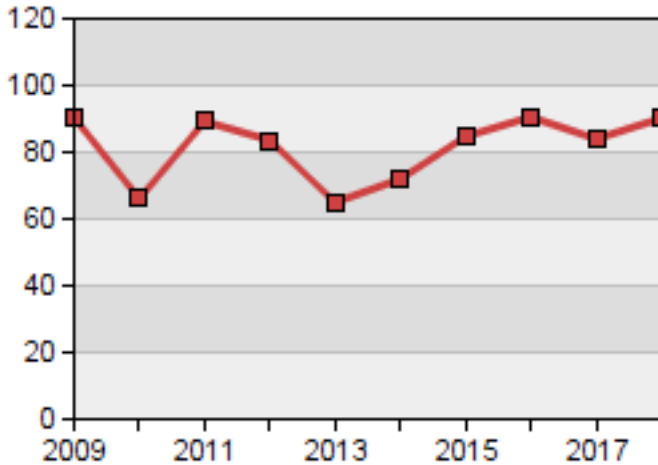
ChartDirector (unregistered) from www.advsofteng.com

2.5 Year Old Average B&C Scores



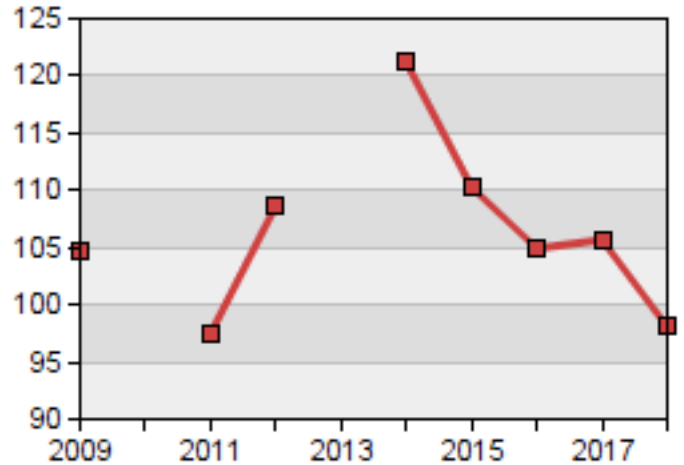
ChartDirector (unregistered) from www.advsofteng.com

3.5 Year Old Average B&C Scores



ChartDirector (unregistered) from www.advsofteng.com

4.5 Year Old Average B&C Scores



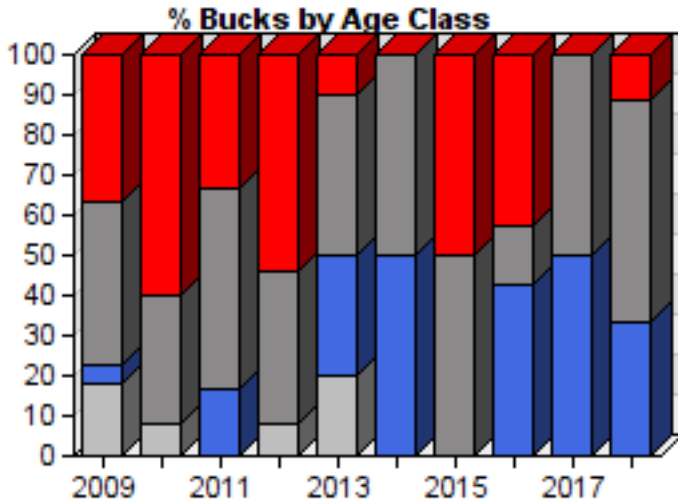
ChartDirector (unregistered) from www.advsofteng.com

WMA DMAP Report

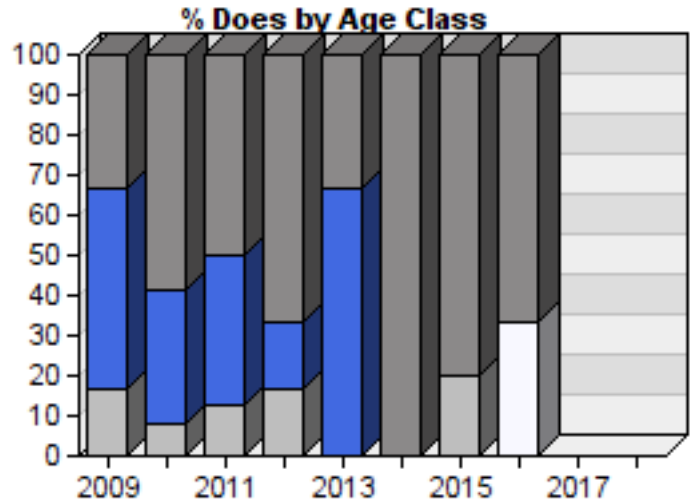
Date 7/31/2019

*** CASTON CREEK WMA ***

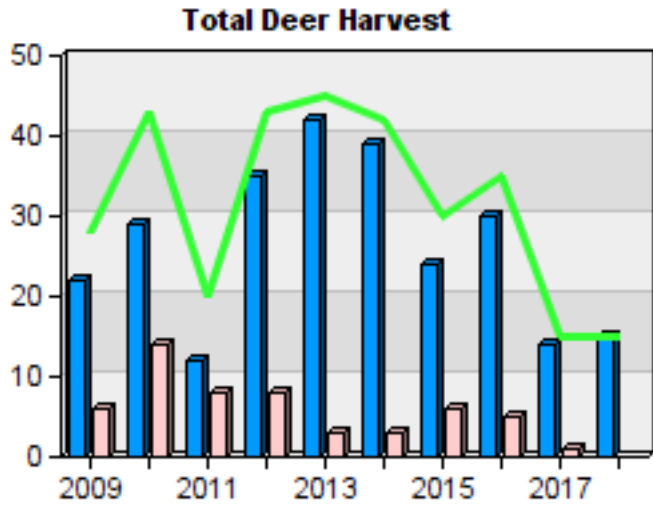
Club Number '9502'



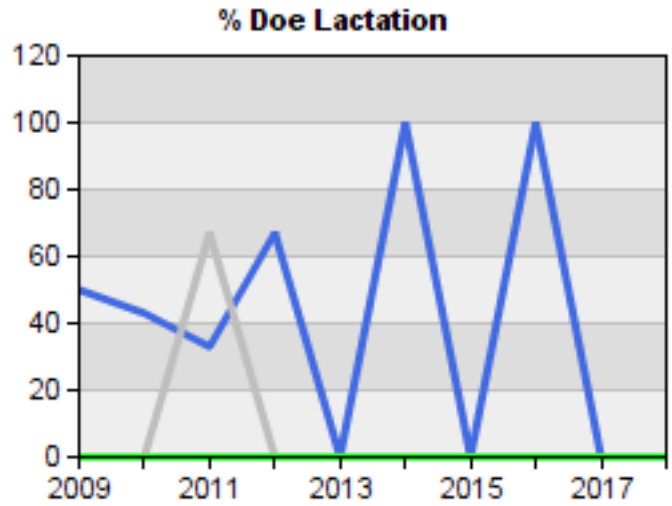
ChartDirector (unregistered) from www.advsofteng.com



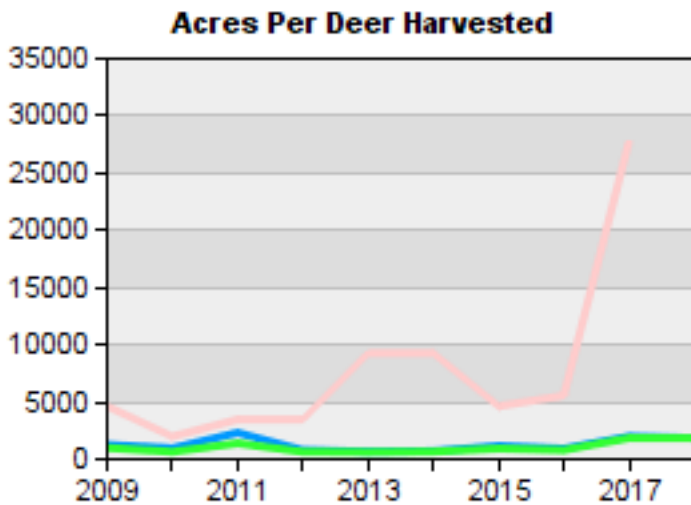
ChartDirector (unregistered) from www.advsofteng.com



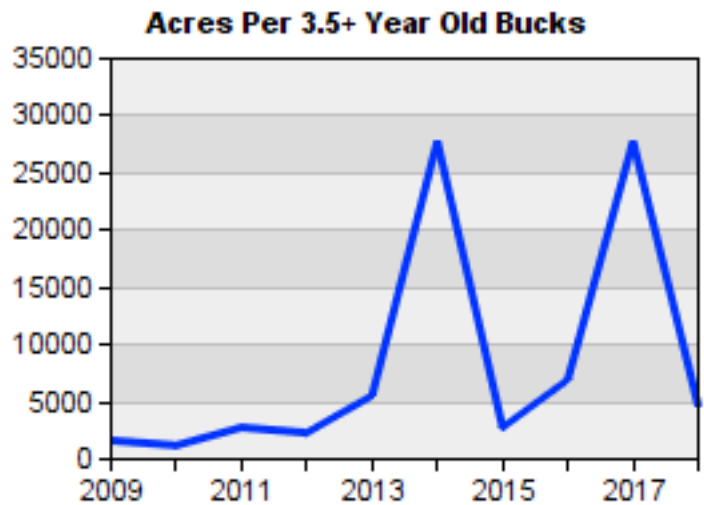
ChartDirector (unregistered) from www.advsofteng.com



ChartDirector (unregistered) from www.advsofteng.com



ChartDirector (unregistered) from www.advsofteng.com



ChartDirector (unregistered) from www.advsofteng.com