

# DMAP Reports - Okatibbee WMA - 2020

NRIS ID 6134 DMAP ID 3838

BIOLOGIST Masley COUNTY Lauderdale County, MS

ACRES 6883 YEARS ON DMAP 30 SOIL REGION Upper Coastal Plain

Introductory Comments

Harvest Summary

	Recommended Harvest	Number Harvested	Acres/Deer Harvested	% Data Collected
Bucks	0 - 0	9	764	100
Does	0 - 0	10	688	100
Totals		19	362	100

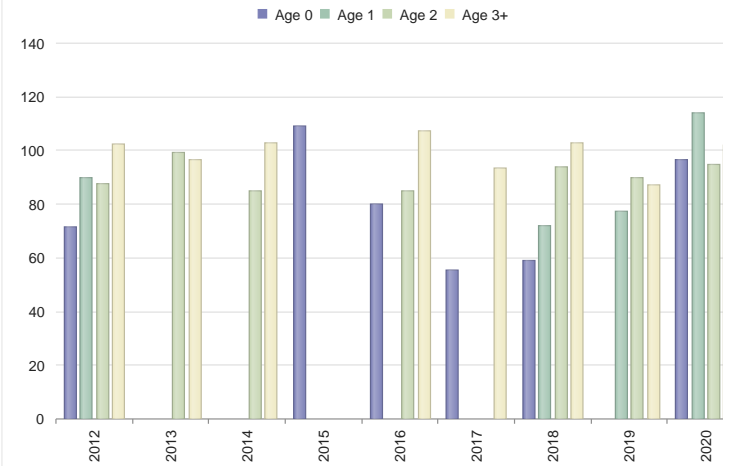
Comments

Harvest History

	Region Avg	2020	2019	2018	2017	2016	2015	2014	2013	2012	2011	2010	2009	2008
Acres	329909 7059	6883	6883	6883	6883	6883	6883	6883	6883	6883	6883	6883	6883	6883
Total Deer	2001.2 13	19	22	27	10	9	7	6	6	22	20	18	20	19
Bucks	848.6 5	9	12	13	4	5	5	2	2	10	8	3	8	5
Does	1152.6 8	10	10	14	6	4	2	4	4	12	12	15	12	14
Acres/Deer	164 519	362	312	254	688	764	983	1147	1147	312	344	382	344	362
Bucks	388 1402	764	573	529	1720	1376	1376	3441	3441	688	860	2294	860	1376
Does	286 824	688	688	491	1147	1720	3441	1720	1720	573	573	458	573	491

Comments

Doe Live Weights



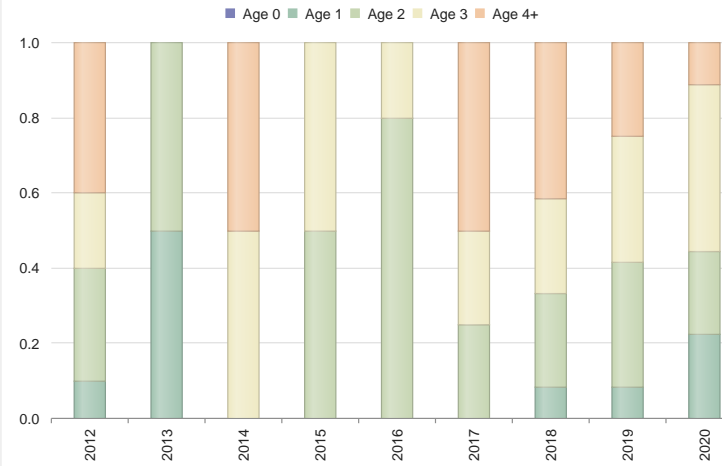
Comments

Buck Harvest History

	Region Avg		2020	2019	2018	2017	2016	2015	2014	2013	2012	2011	2010	2009
Bucks	848.6	5.8	9	12	13	4	5	5	2	2	10	8	3	8
Acres/Buck	391.0	2203.3	764	573	529	1720	1376	1376	3441	3441	688	860	2294	860
% .5 Bucks	5.2	41.9	N/A	N/A	N/A	N/A	N/A	N/A	N/A	N/A	N/A	N/A	N/A	12
# .5 Bucks	48.8	1.5	0	0	0	0	0	0	0	0	0	0	0	0
Avg Weight	59.6	58.8	N/A	N/A	N/A	N/A	N/A	N/A	N/A	N/A	N/A	N/A	N/A	70
% 1.5 Bucks	11.0	33.5	22	8	7	N/A	N/A	N/A	N/A	50	10	N/A	N/A	N/A
# 1.5 Bucks	99.4	1.9	2	1	1	0	0	0	0	1	1	0	0	0
% Spikes	62.2	66.6	50	0	0	N/A	N/A	N/A	N/A	100	0	N/A	N/A	N/A
Avg Weight	98.8	109.7	122	110	120	N/A	N/A	N/A	N/A	129	125	N/A	N/A	N/A
Avg Points	2.6	3.1	3.0	3.0	5.0	N/A	N/A	N/A	N/A	2.0	6.0	N/A	N/A	N/A
Avg Base	1.6	1.9	0.6	1.5	3.1	N/A	N/A	N/A	N/A	0.0	3.3	N/A	N/A	N/A
Avg Length	4.8	6.9	3.4	11.0	13.0	N/A	N/A	N/A	N/A	0.0	12.3	N/A	N/A	N/A
Avg Spread	5.2	5.7	4.0	10.0	12.5	N/A	N/A	N/A	N/A	0.0	0.0	N/A	N/A	N/A
% 2.5 Bucks	19.2	38.8	22	33	23	25	80	40	N/A	50	30	37	66	N/A
# 2.5 Bucks	166.4	2.5	2	4	3	1	4	2	0	1	3	3	2	0
Avg Weight	134.6	144.5	148	134	161	0	144	139	N/A	163	134	156	149	N/A
Avg Points	6.4	6.5	7.0	6.5	5.7	6.0	6.8	6.5	N/A	9.0	7.0	7.3	8.0	N/A
Avg Base	3.1	2.8	2.4	2.6	1.8	0.0	3.0	1.9	N/A	5.0	3.4	3.6	3.4	N/A
Avg Length	13.6	13.7	12.9	13.8	12.7	0.0	16.7	15.3	N/A	18.1	15.5	13.8	15.7	N/A
Avg Spread	11.1	11.0	11.1	12.4	14.8	0.0	13.3	13.5	N/A	12.8	12.4	11.5	13.3	N/A
% 3.5 Bucks	27.8	30.6	44	33	23	25	20	40	50	N/A	20	37	N/A	37
# 3.5 Bucks	239.0	2.1	4	4	3	1	1	2	1	0	2	3	0	3
Avg Weight	147.4	161.6	151	155	141	155	182	152	160	N/A	150	173	N/A	160
Avg Points	7.3	7.6	7.8	8.0	6.7	6.0	7.0	8.5	8.0	N/A	7.5	6.7	N/A	8.0
Avg Base	3.7	3.4	3.2	3.3	3.8	2.0	4.8	4.0	0.0	N/A	3.9	4.0	N/A	3.8
Avg Length	15.8	15.9	16.3	13.8	15.6	15.5	20.6	17.6	22.4	N/A	16.8	16.4	N/A	18.0
Avg Spread	12.8	12.9	13.7	12.9	13.3	11.0	14.0	15.0	18.0	N/A	12.4	13.7	N/A	13.8
% 4.5+ Bucks	29.2	32.8	11	25	38	50	N/A	N/A	50	N/A	40	12	33	25
# 4.5+ Bucks	252.0	1.9	1	3	5	2	0	0	1	0	4	1	1	2
Avg Weight	160.6	164.4	150	151	182	137	N/A	N/A	165	N/A	161	145	0	160
Avg Points	8.1	8.0	10.0	8.0	7.4	8.0	N/A	N/A	8.0	N/A	8.0	5.0	6.0	8.0
Avg Base	4.2	4.1	3.0	4.1	4.3	3.3	N/A	N/A	2.9	N/A	3.9	4.0	0.0	4.8
Avg Length	17.9	18.7	20.5	18.3	17.5	18.6	N/A	N/A	13.5	N/A	19.7	13.0	0.0	23.4
Avg Spread	14.5	14.3	19.0	16.0	14.7	15.8	N/A	N/A	11.3	N/A	16.0	11.0	0.0	9.0

Comments

% Bucks by Age Class



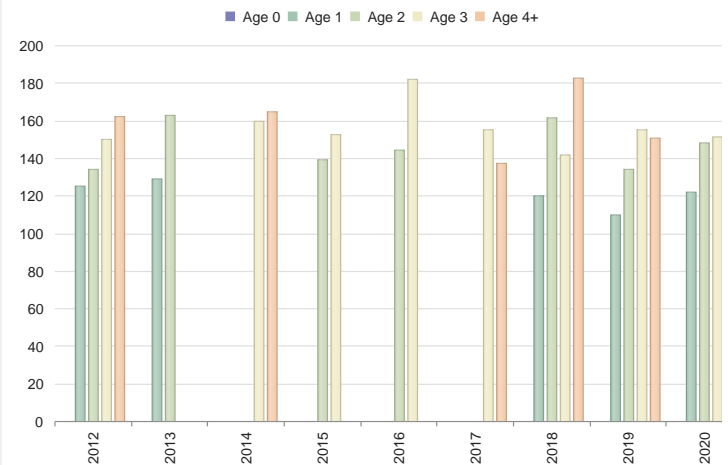
Comments

Does Harvest History

	Region Avg		2020	2019	2018	2017	2016	2015	2014	2013	2012	2011	2010	2009
Does	1152.6	9.2	10	10	14	6	4	2	4	4	12	12	15	12
Acres/Doe	289.6	967.0	688	688	491	1147	1720	3441	1720	1720	573	573	458	573
% .5 Does	9.8	20.8	20	N/A	28	50	25	50	N/A	N/A	25	8	26	8
# .5 Does	117.6	1.9	2	0	4	3	1	1	0	0	3	1	4	1
Avg Weight	59.0	63.6	96	N/A	59	55	80	109	N/A	N/A	71	75	55	63
% 1.5 Does	18.4	28.0	10	40	7	N/A	N/A	N/A	N/A	N/A	8	8	13	41
# 1.5 Does	217.4	2.9	1	4	1	0	0	0	0	0	1	1	2	5
Avg Weight	86.4	85.1	114	77	72	N/A	N/A	N/A	N/A	N/A	90	90	92	91
% 2.5 Does	16.0	28.3	10	40	35	N/A	25	N/A	25	50	33	41	20	33
# 2.5 Does	189.6	2.8	1	4	5	0	1	0	1	2	4	5	3	4
Avg Weight	96.0	90.7	95	90	94	N/A	85	N/A	85	99	87	95	98	96
% 3.5+ Does	50.6	40.7	60	10	28	50	50	N/A	75	50	16	33	40	16
# 3.5+ Does	588.6	3.5	6	1	4	3	2	0	3	2	2	4	6	2
Avg Weight	103.4	93.6	102	87	102	93	107	N/A	102	96	102	102	97	108
% Lactation	N/A	-	-	-	-	-	-	-	-	-	-	-	-	-
1.5	10.0	48.0	0	0	0	N/A	N/A	N/A	N/A	N/A	0	100	0	0
2.5	47.8	75.5	0	75	60	N/A	0	N/A	0	0	75	0	33	50
2.5+	56.4	66.8	28	60	66	33	66	N/A	0	0	83	22	44	50
3.5+	59.6	70.4	33	0	75	33	100	N/A	0	0	100	50	50	50

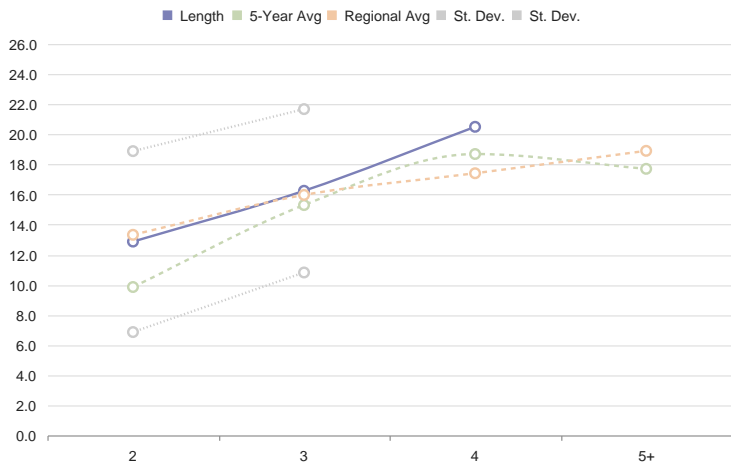
Comments

Buck Live Weights



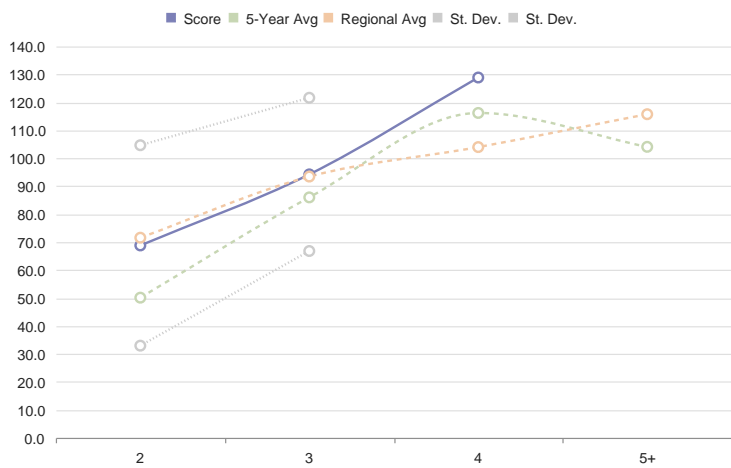
Comments

Main Beam Lengths by Age



Comments

Criteria B&C Score by Age



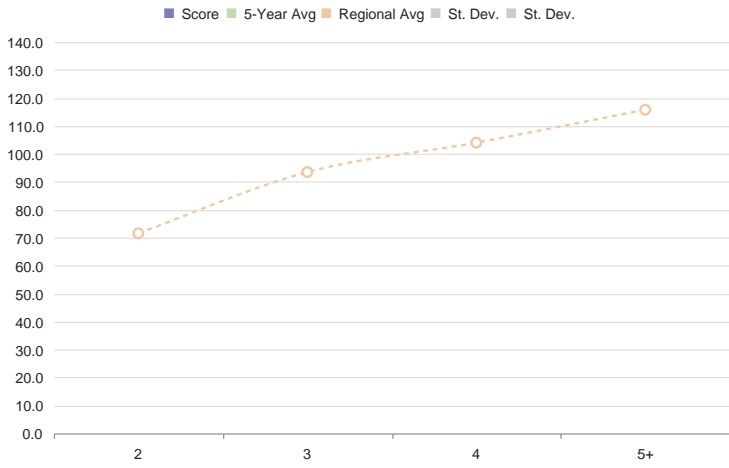
Comments

Criteria Buck Estimated B&C Scores

Estimated Non-typical B&C Score				
Age	Num	At Harvest	At Maturity (Min)	At Maturity (Max)
2.5	2	68 7/8	93	111 7/8
3.5	4	94 2/8	108 3/8	120
4.5	1	128 7/8	132 7/8	140 7/8
5.5+	0	0	0	0

Comments

Management Buck B&C Score by Age



Comments

Management Buck Estimated B&C Scores

Estimated Management Non-typical B&C Score				
Age	Num	At Harvest	At Maturity (Min)	At Maturity (Max)
2.5	0	0	0	0
3.5	0	0	0	0
4.5	0	0	0	0
5.5+	0	0	0	0

Comments

Minimum Number Known Alive (MNKA)

	2020	2019	2018	2017	2016	2015	2014	2013	2012	2011	2010	2009	2008	2007
Reconstructed Bucks	-	-	-	-	-	24	19	14	16	20	20	22	21	13
Reconstructed Does	-	-	-	-	-	14	16	12	21	27	35	34	40	28
Buck Harvest	-	-	-	-	-	5	2	2	10	8	3	8	5	0
Does Harvest	-	-	-	-	-	2	4	4	12	12	15	12	14	0
% Harvested	-	-	-	-	-	18	17	23	59	43	33	36	31	0

Comments

## Bucks

Age	2020	2019	2018	2017	2016	2015	2014	2013	2012	2011	2010	2009	2008	2007	2006	2
MNKA	9	21	31	32	28	24	19	14	16	20	20	22	21	13	20	1
0	0	0	0	0	0	0	0	0	0	0	0	1	0	0	1	0
1	2	1	1	0	0	0	0	1	1	0	0	0	1	0	2	0
2	2	4	3	1	4	2	0	1	3	3	2	0	2	0	4	0
3	4	4	3	1	1	2	1	0	2	3	0	3	2	0	2	0
4	1	3	2	2	0	0	1	0	3	1	1	1	0	0	0	0
5	0	0	3	0	0	0	0	0	0	0	0	1	0	0	0	1
6	0	0	0	0	0	0	0	0	1	0	0	0	0	0	0	0
7	0	0	0	0	0	0	0	0	0	0	0	0	0	0	0	0
8	0	0	0	0	0	0	0	0	0	0	0	0	0	0	0	0
Total	9	12	13	4	5	5	2	2	10	8	3	8	5	0	9	1

## Does

Age	2020	2019	2018	2017	2016	2015	2014	2013	2012	2011	2010	2009	2008	2007	2006	2
MNKA	10	17	30	27	21	14	16	12	21	27	35	34	40	28	28	3
0	2	0	4	3	1	1	0	0	3	1	4	1	1	0	0	0
1	1	4	1	0	0	0	0	0	1	1	2	5	4	0	6	0
2	1	4	5	0	1	0	1	2	4	5	3	4	6	0	2	4
3	2	0	0	2	1	0	2	2	0	1	4	1	2	0	4	5
4	2	1	3	0	0	0	1	0	2	2	2	0	1	0	0	0
5	0	0	0	0	0	0	0	0	0	0	0	1	0	0	2	1
6	2	0	1	1	1	0	0	0	0	1	0	0	0	0	0	1
7	0	0	0	0	0	0	0	0	0	0	0	0	0	0	0	1
8	0	0	0	0	0	0	0	0	0	0	0	0	0	0	0	0
Total	10	10	14	6	4	2	4	4	12	12	15	12	14	0	14	1

## Comments

