

# DMAP Reports - Malmaison WMA - 2020

NRIS ID 6996 DMAP ID 9201

BIOLOGIST Holder COUNTY Grenada County, MS

ACRES 9953 YEARS ON DMAP 30 SOIL REGION Delta

Introductory Comments

## Harvest Summary

	Recommended Harvest	Number Harvested	Acres/Deer Harvested	% Data Collected
Bucks	0 - 0	20	497	95
Does	0 - 0	17	585	88
Totals		37	269	92

Comments

## Harvest History

	Region Avg	2020	2019	2018	2017	2016	2015	2014	2013	2012	2011	2010	2009	2008	2007
Acres	325522 9956	9953	9953	9696	9696	9696	9696	10000	10000	10000	10000	10000	10000	10000	10000
Total Deer	2436.6 114	37	52	67	66	48	54	84	63	86	72	68	92	120	
Bucks	995.0 39	20	25	19	25	25	12	19	16	32	21	20	27	33	
Does	1441.6 74	17	27	48	41	23	42	65	47	54	51	48	65	87	
Acres/Deer	133 87	269	191	144	146	202	179	119	158	116	138	147	108	83	
Bucks	327 249	497	398	510	387	387	808	526	625	312	476	500	370	303	
Does	225 133	585	368	202	236	421	230	153	212	185	196	208	153	114	

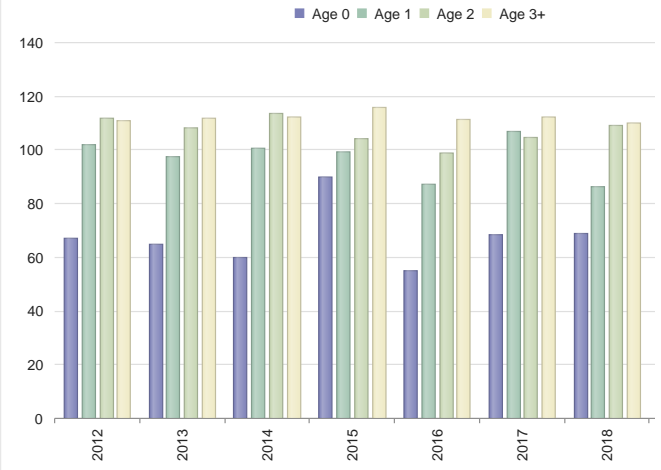
Comments

Doe Harvest History

	Region Avg	2020	2019	2018	2017	2016	2015	2014	2013	2012	2011	2010	2009	2008	2007	
Does	1441.6	74.5	17	27	48	41	23	42	65	47	54	51	48	65	87	63
Acres/Doe	254.0	506.0	585	368	202	236	421	230	153	212	185	196	208	153	114	158
% .5 Does	8.4	13.1	11	11	12	26	17	11	7	8	9	13	25	6	11	N/A
# .5 Does	137.6	10.9	2	3	6	11	4	5	5	4	5	7	12	4	10	0
Avg Weight	70.6	61.1	57	72	68	68	55	89	60	65	67	66	68	58	58	N/A
% 1.5 Does	17.2	24.0	11	22	18	9	26	28	36	40	25	19	16	21	26	34
# 1.5 Does	260.0	19.1	2	6	9	4	6	12	24	19	14	10	8	14	23	22
Avg Weight	101.8	96.3	110	93	86	106	87	99	100	97	102	95	100	93	98	97
% 2.5 Does	19.4	22.2	11	11	18	14	30	26	15	14	12	11	10	15	13	20
# 2.5 Does	279.8	16.3	2	3	9	6	7	11	10	7	7	6	5	10	12	13
Avg Weight	113.8	106.3	98	107	109	104	98	104	113	108	112	106	99	105	102	111
% 3.5+ Does	51.8	40.3	52	55	47	46	26	33	40	36	44	54	43	53	45	44
# 3.5+ Does	751.4	29.6	9	15	23	19	6	14	26	17	24	28	21	35	40	28
Avg Weight	121.2	112.7	115	108	109	110	113	115	111	112	105	115	112	108	114	117
% Lactation	N/A	-														
1.5	10.8	10.6	0	16	0	0	0	0	0	5	21	10	0	0	8	13
2.5	46.0	47.8	0	0	22	16	42	18	10	0	28	16	40	40	50	61
2.5+	52.2	82.2	27	11	25	24	46	32	30	41	41	32	30	37	53	73
3.5+	54.4	53.7	33	13	26	26	50	42	38	58	45	35	28	37	55	78

Comments

Doe Live Weights



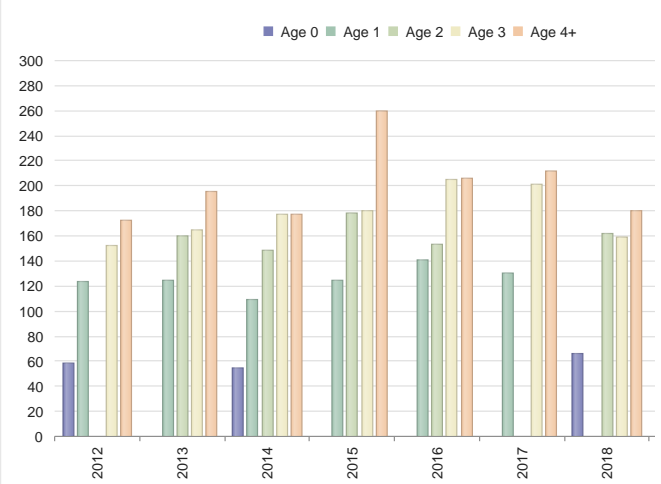
Comments

Buck Harvest History

	Region Avg	2020	2019	2018	2017	2016	2015	2014	2013	2012	2011	2010	2009	2008	2007	
Bucks	995.0	42.8	20	25	19	25	25	12	19	16	32	21	20	27	33	31
Acres/Buck	348.6	395.6	497	398	510	387	387	808	526	625	312	476	500	370	303	322
% .5 Bucks	2.4	20.8	10	N/A	10	N/A	N/A	N/A	5	N/A	15	4	10	3	3	N/A
# .5 Bucks	30.0	9.9	2	0	2	0	0	0	1	0	5	1	2	1	1	0
Avg Weight	72.8	63.5	72	N/A	66	N/A	N/A	N/A	55	N/A	58	60	67	50	83	N/A
% 1.5 Bucks	5.2	20.5	5	4	N/A	4	16	8	10	6	12	4	5	11	27	25
# 1.5 Bucks	56.0	13.9	1	1	0	1	4	1	2	1	4	1	1	3	9	8
% Spikes	66.6	66.0	0	0	N/A	0	50	0	50	100	75	100	100	66	88	50
Avg Weight	122.0	114.9	115	101	N/A	130	141	125	109	125	123	100	81	108	113	120
Avg Points	2.6	3.2	3.0	4.0	N/A	4.0	3.0	6.0	4.0	1.0	3.5	2.0	0.0	2.3	2.1	3.0
Avg Base	1.7	2.0	0.0	3.0	N/A	2.2	0.9	0.0	1.9	1.0	2.2	5.5	0.0	0.5	0.6	1.8
Avg Length	5.1	6.0	0.0	14.1	N/A	8.5	4.8	0.0	6.4	2.0	6.2	0.0	0.0	0.7	3.4	5.7
Avg Spread	4.6	5.0	0.0	10.8	N/A	5.5	3.5	0.0	5.5	0.0	5.7	6.8	0.0	1.2	2.1	4.8
% 2.5 Bucks	9.6	18.5	15	12	15	N/A	28	33	10	12	N/A	9	N/A	11	6	12
# 2.5 Bucks	96.0	9.6	3	3	3	0	7	4	2	2	0	2	0	3	2	4
Avg Weight	168.2	151.7	186	148	162	N/A	153	178	149	160	N/A	162	N/A	133	130	133
Avg Points	7.0	6.7	8.7	6.7	6.3	N/A	5.4	8.3	7.5	7.5	N/A	3.5	N/A	7.7	5.0	6.5
Avg Base	3.4	3.3	3.8	3.0	3.8	N/A	3.1	3.9	2.8	3.6	N/A	3.3	N/A	3.3	2.7	3.1
Avg Length	15.7	14.5	17.6	17.8	13.9	N/A	15.9	15.6	13.8	15.2	N/A	14.5	N/A	15.4	14.8	14.0
Avg Spread	13.6	11.7	14.7	12.3	13.0	N/A	13.8	12.5	12.0	11.9	N/A	12.0	N/A	10.7	12.4	10.9
% 3.5 Bucks	27.8	28.2	40	28	15	40	32	50	57	62	28	47	30	40	27	35
# 3.5 Bucks	273.2	8.4	8	7	3	10	8	6	11	10	9	10	6	11	9	11
Avg Weight	188.0	173.6	181	169	159	201	205	180	177	164	152	174	176	161	169	158
Avg Points	8.2	8.1	8.1	8.3	8.0	8.5	9.5	8.8	6.1	7.5	8.3	8.2	8.5	7.7	8.8	8.3
Avg Base	4.1	3.9	3.8	3.8	4.7	3.1	4.3	4.1	3.7	3.6	3.4	3.5	3.7	3.8	4.0	3.5
Avg Length	18.6	17.7	18.2	18.2	19.1	18.0	17.2	19.7	17.3	16.1	15.8	16.9	17.3	18.0	18.6	17.7
Avg Spread	15.2	14.3	14.4	14.9	15.5	13.9	13.1	16.0	13.9	13.6	13.6	14.1	14.8	13.8	14.9	14.7
% 4.5+ Bucks	49.6	20.0	30	56	52	56	24	8	10	18	40	28	35	22	27	25
# 4.5+ Bucks	514.6	5.3	6	14	10	14	6	1	2	3	13	6	7	6	9	8
Avg Weight	198.0	191.6	172	167	180	211	206	260	177	196	172	174	194	163	180	172
Avg Points	8.5	9.0	9.2	8.4	9.3	9.7	8.8	11.0	8.5	10.0	6.7	10.2	9.0	9.5	8.7	9.0
Avg Base	4.5	4.5	4.5	4.0	4.4	3.7	5.1	6.4	4.8	4.6	4.2	4.5	3.6	4.8	4.3	4.0
Avg Length	20.1	19.5	19.2	17.4	19.4	19.6	20.9	22.0	21.6	17.6	18.6	18.6	19.4	20.5	19.5	20.0
Avg Spread	16.2	15.4	14.5	15.3	15.9	16.2	15.3	20.5	15.8	12.3	12.9	14.2	16.1	17.8	16.3	16.0

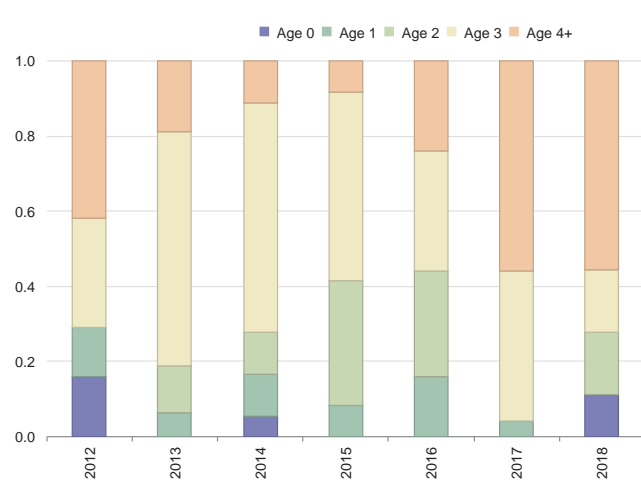
Comments

Buck Live Weights



Comments

% Bucks by Age Class



Comments