

DMAP Reports - Old River WMA - 2020

NRIS ID 7019 DMAP ID 9606

BIOLOGIST DA COUNTY Pearl River County, MS

ACRES 13000 YEARS ON DMAP 30 SOIL REGION Lower Coastal Plain

Introductory Comments

Harvest Summary

	Recommended Harvest	Number Harvested	Acres/Deer Harvested	% Data Collected
Bucks	0 - 0	8	1625	100
Does	0 - 0	5	2600	100
Totals		13	1000	100

Comments

Harvest History

	2016-2020	Region Avg		2020	2019	2018	2017	2016	2015	2014	2013	2012	2011	2010	2009
Acres	13000	272400	13476	13000	13000	13000	13000	13000	13000	13000	13000	13000	13000	13000	13000
Total Deer	26	1123.2	25	13	16	26	31	44	31	33	32	37	76	52	36
Bucks	14	549.6	15	8	9	12	19	23	19	14	14	19	47	30	22
Does	11	573.6	10	5	7	14	12	21	12	19	18	18	29	22	14
Acres/Deer	605	242	525	1000	812	500	419	295	419	393	406	351	171	250	361
Bucks	1080	495	869	1625	1444	1083	684	565	684	928	928	684	276	433	590
Does	1417	474	1325	2600	1857	928	1083	619	1083	684	722	722	448	590	928

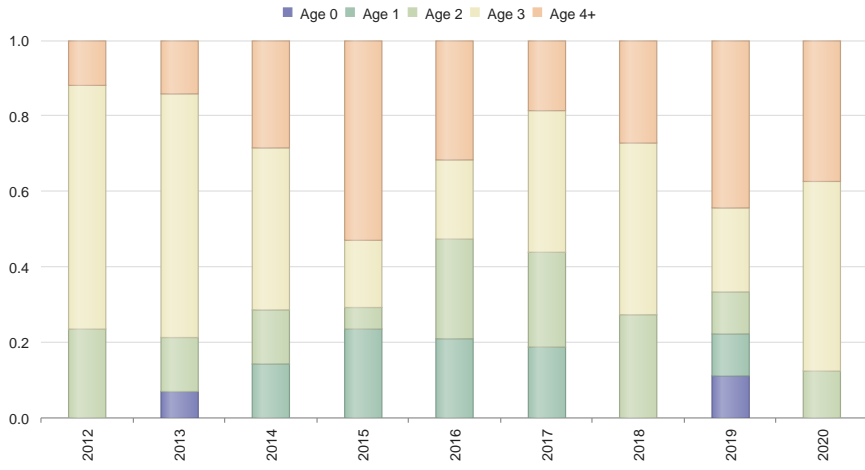
Comments

Buck Harvest History

	2016-2020	Region Avg		2020	2019	2018	2017	2016	2015	2014	2013	2012	2011	2010	2009	2008	2007
Bucks	14	549.6	16.6	8	9	12	19	23	19	14	14	19	47	30	22	22	28
Acres/Buck	1080	509.0	1605.1	1625	1444	1083	684	565	684	928	928	684	276	433	590	590	464
% .5 Bucks	11	1.8	21.1	N/A	11	N/A	N/A	N/A	N/A	N/A	7	N/A	N/A	N/A	N/A	N/A	N/A
# .5 Bucks	0	13.0	1.7	0	1	0	0	0	0	0	1	0	0	0	0	0	0
Avg Weight	55	65.6	66.2	N/A	55	N/A	N/A	N/A	N/A	N/A	72	N/A	N/A	N/A	N/A	N/A	N/A
% 1.5 Bucks	14	6.8	22.4	N/A	11	N/A	15	17	21	14	N/A	N/A	6	6	4	N/A	3
# 1.5 Bucks	1	41.0	3.7	0	1	0	3	4	4	2	0	0	3	2	1	0	1
% Spikes	66	65.4	70.9	N/A	0	N/A	100	100	75	100	N/A	N/A	100	50	100	N/A	100
Avg Weight	90	92.4	104.3	N/A	120	N/A	90	62	112	100	N/A	N/A	76	122	80	N/A	110
Avg Points	1	2.3	3.6	N/A	4.0	N/A	0.7	0.0	2.3	0.0	N/A	N/A	0.7	4.0	0.0	N/A	2.0
Avg Base	0	1.5	2.0	N/A	1.5	N/A	0.0	0.0	1.4	0.0	N/A	N/A	0.7	0.5	0.0	N/A	2.0
Avg Length	2	4.2	7.1	N/A	6.5	N/A	0.6	0.0	3.7	0.0	N/A	N/A	1.3	10.6	0.0	N/A	4.5
Avg Spread	1	4.3	6.3	N/A	3.5	N/A	0.0	0.0	3.7	0.0	N/A	N/A	2.0	8.4	0.0	N/A	5.0
% 2.5 Bucks	18	16.6	23.4	12	11	25	21	21	5	14	14	21	12	30	13	4	4
# 2.5 Bucks	2	98.4	4.2	1	1	3	4	5	1	2	2	4	6	9	3	1	1
Avg Weight	128	129.8	131.5	125	130	142	115	132	102	135	142	135	133	142	145	140	142
Avg Points	6	6.2	6.3	8.0	6.0	6.7	5.5	6.6	0.0	7.0	6.5	6.0	5.3	6.9	8.0	6.0	5.5
Avg Base	2	3.0	2.9	2.8	3.5	2.2	1.6	3.0	3.3	3.2	3.5	1.7	2.6	2.9	3.3	3.0	2.5
Avg Length	12	13.3	12.7	13.1	13.3	14.0	9.8	13.3	13.8	15.1	14.7	14.1	10.8	14.8	14.8	10.3	14.7
Avg Spread	10	10.7	10.8	12.3	11.0	12.0	8.0	11.2	12.0	12.9	11.8	10.0	10.1	11.6	12.1	7.0	11.7
% 3.5 Bucks	32	28.0	35.4	50	22	41	31	17	15	42	64	57	31	33	50	72	28
# 3.5 Bucks	4	154.6	5.9	4	2	5	6	4	3	6	9	11	15	10	11	16	8
Avg Weight	147	139.8	143.3	146	150	140	158	145	140	149	152	149	151	159	148	151	175
Avg Points	7	7.1	7.1	7.5	8.0	6.8	7.3	7.8	6.7	8.0	7.1	7.7	7.3	8.0	7.4	7.0	6.5
Avg Base	3	3.5	3.4	4.1	3.3	3.0	4.1	3.6	3.2	3.4	3.7	3.7	3.6	3.5	3.8	3.4	3.8
Avg Length	15	14.7	14.7	17.3	14.8	15.8	16.3	14.9	15.5	14.5	15.3	16.4	15.0	17.1	15.8	15.0	14.6
Avg Spread	12	11.9	12.1	12.8	13.3	12.4	12.8	12.2	12.3	11.4	12.4	13.8	11.2	13.8	12.9	12.5	12.0
% 4.5+ Bucks	29	38.0	24.2	37	44	25	15	26	47	28	14	10	48	30	31	22	25
# 4.5+ Bucks	3	209.2	4.7	3	4	3	3	6	9	4	2	2	23	9	7	5	7
Avg Weight	157	155.4	159.4	158	173	158	150	147	158	149	174	185	178	174	172	176	166
Avg Points	7	8.1	8.2	8.3	8.8	9.0	8.7	6.0	8.2	6.5	8.0	7.5	8.3	7.8	8.1	8.8	8.0
Avg Base	3	4.1	4.1	4.1	4.5	4.5	4.5	3.0	4.3	2.6	3.6	4.8	4.2	3.5	4.6	4.2	4.7
Avg Length	17	17.3	17.2	20.0	18.6	19.4	16.6	13.2	18.0	12.6	16.2	18.6	17.7	17.7	19.5	16.6	16.6
Avg Spread	13	13.7	13.8	14.3	14.1	14.3	13.2	11.2	14.4	10.0	13.6	15.0	13.9	13.9	16.0	13.7	13.5

Comments

% Bucks by Age Class



Comments

Buck Live Weights



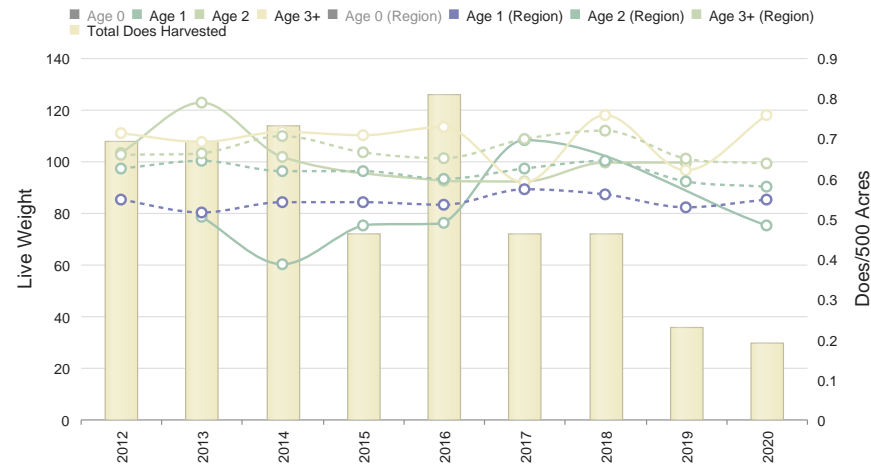
Comments

Doe Harvest History

	2016-2020	Region	Avg	2020	2019	2018	2017	2016	2015	2014	2013	2012	2011	2010	2009	2008	2007
Does	11	573.6	10.5	5	7	14	12	21	12	19	18	18	29	22	14	12	11
Acres/Doe	1417	492.4	2433.2	2600	1857	928	1083	619	1083	684	722	722	448	590	928	1083	1083
% .5 Does	14	3.8	22.4	N/A	N/A	14	N/A	N/A	N/A	N/A	N/A	N/A	N/A	18	N/A	N/A	N/A
# .5 Does	0	24.0	2.5	0	0	2	0	0	0	0	0	0	0	4	0	0	0
Avg Weight	68	58.0	58.8	N/A	N/A	68	N/A	N/A	N/A	N/A	N/A	N/A	N/A	69	N/A	N/A	N/A
% 1.5 Does	26	16.2	21.2	40	N/A	N/A	16	23	16	15	16	N/A	24	9	7	N/A	11
# 1.5 Does	1	96.0	2.3	2	0	0	2	5	2	3	3	0	7	2	1	0	0
Avg Weight	86	85.2	85.4	75	N/A	N/A	108	76	75	60	78	N/A	74	95	60	N/A	10
% 2.5 Does	35	15.8	33.5	N/A	42	21	58	19	N/A	21	22	27	34	27	28	8	2
# 2.5 Does	3	94.4	3.7	0	3	3	7	4	0	4	4	5	10	6	4	1	0
Avg Weight	95	94.4	96.7	N/A	99	99	92	92	N/A	101	122	103	99	101	100	80	10
% 3.5+ Does	49	59.2	60.4	60	42	64	25	57	83	63	61	72	41	40	57	66	5
# 3.5+ Does	6	340.4	6.2	3	3	9	3	12	10	12	11	13	12	9	8	8	0
Avg Weight	106	103.0	105.0	117	96	117	91	112	109	111	106	110	117	116	79	126	11
% Lactation	NaN	N/A	-	-	-	-	-	-	-	-	-	-	-	-	-	-	-
1.5	16	9.8	75.0	0	N/A	N/A	50	0	0	0	0	N/A	0	0	0	N/A	0
2.5	41	43.6	49.3	N/A	33	66	42	25	N/A	0	25	0	10	16	0	0	0
2.5+	38	49.8	50.8	33	33	41	40	43	20	31	33	22	4	20	41	33	2
3.5+	36	51.4	48.0	33	33	33	33	50	20	41	36	30	0	22	62	37	2

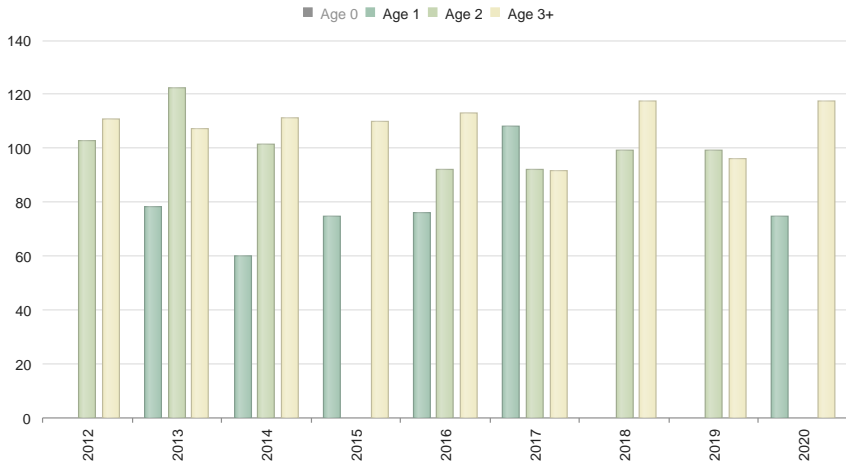
Comments

Doe Weights with Harvest



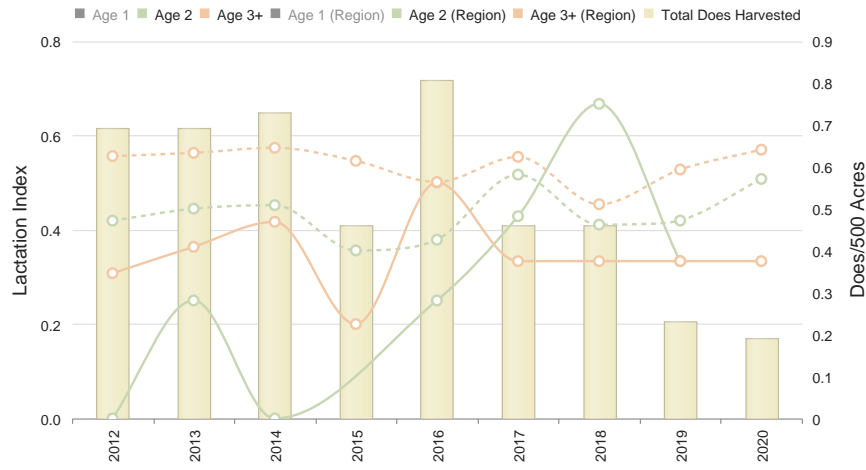
Comments

Doe Live Weights



Comments

% Doe Lactation



Comments