

# WMA DMAP Report

Date 6/14/2018

\*\*\* LEROY PERCY WMA \*\*\*  
2017 Season

Club Number '9392'

County = Washington  
Soil Region = Delta  
State = MS-WMA

Biologist = Roger Tankesly

Acres = 1642  
Years on DMAP = 25  
% Data Collected = 100

Table 1. Harvest Summary

	Number Harvested	Acres/ Deer Harvested
	-----	-----
Bucks	4	410
Does	4	410
	-----	-----
Totals	8	205

Table 2. Harvest History

	2017	2016	2015	2014	2013	2011	2010	2009	2008	D 2016	Club Avg
<b>Acres</b>	1642	1642	1642	2200	2200	2200	2200	2200	2200	279986	2014
<b>Total Deer</b>	8	16	8	18	6	10	8	10	10	2811	10
Bucks	4	12	2	11	3	6	3	5	6	1102	6
Does	4	4	6	7	3	4	5	5	4	1709	5
<b>Acres/Deer</b>	205	103	205	122	367	220	275	220	220	100	193
Bucks	410	137	821	200	733	367	733	440	367	254	349
Does	410	410	274	314	733	550	440	440	550	164	432

Table 3. Age Distribution

Age	Bucks		Does	
	Num	%	Num	%
	-----	-----	-----	-----
0.5	0	0	0	0
1.5	0	0	0	0
2.5	2	50	3	75
3.5	2	50	1	25
4.5	0	0	0	0
5.5	0	0	0	0
6.5	0	0	0	0
7.5	0	0	0	0
8.5+	0	0	0	0
	-----	-----	-----	-----
Totals	4		4	

**WMA DMAP Report**

Date 6/14/2018

\*\*\* LEROY PERCY WMA \*\*\*

Club Number '9392'

Table 4. Statistics for Doe Harvest

Age	Number Harvested	Average Live Weight	Percent Lactating
0.5	0	0	0
1.5	0	0	0
2.5	3	112	33
3.5	1	120	0
4.5	0	0	0
5.5	0	0	0
6.5	0	0	0
7.5	0	0	0
8.5+	0	0	0
Totals	4	114	

Table 5. Doe Harvest History

	2017	2016	2015	2014	2013	2011	2010	2009	2008	D 2016	Club Avg
Does	4	4	5	7	3	4	6	5	4	1709	5
Acres/Doe	410	410	328	314	733	550	367	440	550	164	432
Doe Age-Wgt											
% 0.5	0	0	0	0	0	0	0	0	0	9	0
% 1.5	0	0	20	43	0	25	0	20	0	16	14
% 2.5	75	100	20	57	67	50	17	0	50	19	45
% 3.5+	25	0	60	0	33	25	83	80	50	55	40
Wght 0.5	0	0	0	0	0	0	0	0	0	72	0
Wght 1.5	0	0	95	105	0	135	0	109	0	107	109
Wght 2.5	112	115	130	129	120	100	115	0	120	118	118
Wght 3.5+	120	0	135	0	125	122	130	121	126	124	127
% Lactation											
1.5	0	0	0	0	0	100	0	0	0	17	25
2.5	33	0	0	67	50	100	0	0	0	52	35
2.5+	25	0	50	67	33	100	50	67	33	60	45
3.5+	0	0	67	0	0	100	60	67	50	63	56

**WMA DMAP Report**

Date 6/14/2018

\*\*\* LEROY PERCY WMA \*\*\*

Club Number '9392'

Table 6. Statistics for Yearling Bucks

	Number	Percent	Avg. Live Weight	Average Points
Spikes	0	0	0	0.0
Forks	0	0	0	0.0
Totals	0			

Table 7. Buck Statistics

Age	Live Weight		Points		Base		Length		Spread	
	Num	Avg	Num	Avg	Num	Avg	Num	Avg	Num	Avg
0.5	0	0	0	0.0	0	0.0	0	0	0	0.0
1.5	0	0	0	0.0	0	0.0	0	0	0	0.0
2.5	2	173	2	7.0	2	2.9	2	14.7	2	12.8
3.5	2	203	2	8.5	2	3.3	2	17.3	2	13.6
4.5	0	0	0	0.0	0	0.0	0	0	0	0.0
5.5	0	0	0	0.0	0	0.0	0	0	0	0.0
6.5	0	0	0	0.0	0	0.0	0	0	0	0.0
7.5	0	0	0	0.0	0	0.0	0	0	0	0.0
8.5+	0	0	0	0.0	0	0.0	0	0	0	0.0

**WMA DMAP Report**

Date 6/14/2018

\*\*\* LEROY PERCY WMA \*\*\*

Club Number '9392'

Table 8. Buck Harvest History (All Bucks)

	2017	2016	2015	2014	2013	2011	2010	2009	2008	D 2016	Club Avg
Bucks	4	11	3	11	3	6	2	5	6	1102	6
Acres/Buck	411	149	547	200	733	367	1,100	440	367	254	355
% .5 Bucks	0	0	33	0	0	0	0	0	0	3.72	1.96
# .5 Bucks	0	0	1	0	0	0	0	0	0	41	0.11
Avg Weight	0	0	50	0	0	0	0	0	0	71	50
% 1.5 Bucks	0	18	0	0	33	0	0	0	0	6	5.9
# 1.5 Bucks	0	2	0	0	1	0	0	0	0	69	0.3
% Spikes	0	100	0	0	0	0	0	0	0	67	67
Avg Weight	0	123	0	0	150	0	0	0	0	129	132
Avg Points	0.0	2.0	0.0	0.0	7.0	0.0	0.0	0.0	0.0	3	4
Avg Base	0.0	0.0	0.0	0.0	0.0	0.0	0.0	0.0	0.0	2.0	0.0
Avg Length	0	2	0	0	0	0	0	0	0	6.1	2.0
Avg Spread	0.0	0.0	0.0	0.0	0.0	0.0	0.0	0.0	0.0	6.0	0.0
% 2.5 Bucks	50	45	33	36	33	67	0	40	0	9	37.3
# 2.5 Bucks	2	5	1	4	1	4	0	2	0	101	2.1
Avg Weight	173	173	175	184	180	166	0	177	0	162	175
Avg Points	7.0	7.0	10.0	7.8	8.0	7.3	0.0	6.0	0.0	7	7
Avg Base	2.9	3.7	2.5	2.9	4.3	3.4	0.0	3.5	0.0	3.7	3.3
Avg Length	14.7	16.8	16.9	15	15.1	15.5	0	17.9	0	15.6	16.0
Avg Spread	12.8	15.4	14.5	12.8	15.8	12.9	0.0	14.9	0.0	13.5	14.0
% 3.5 Bucks	50	27	33	36	33	33	50	20	33	20.1	33
# 3.5 Bucks	2	3	1	4	1	2	1	1	2	222	2
Avg Weight	203	199	180	195	195	198	210	240	198	189	200
Avg Points	8.5	8.3	6.0	9.0	7.0	7.0	9.0	5.0	8.0	8	8
Avg Base	3.3	3.8	5.3	4.4	3.5	3.7	4.0	4.6	4.5	4.3	4.1
Avg Length	17.3	17.6	19.5	18	20.5	18.4	7.2	18.6	17	18.6	17.9
Avg Spread	13.6	15.8	17.0	14.1	18.5	16.1	15.0	13.8	15.3	15.1	15.2
% 4.5+ Bucks	0	9	0	27	0	0	50	40	67	59	21.6
# 4.5+ Bucks	0	1	0	3	0	0	1	2	4	649	1.2
Avg Weight	0	170	0	202	0	0	210	188	213	200	201
Avg Points	0.0	11.0	0.0	6.3	0.0	0.0	7.0	8.5	8.3	8	8
Avg Base	0.0	4.1	0.0	3.1	0.0	0.0	0.0	6.3	4.7	4.6	4.5
Avg Length	0	22	0	18.7	0	0	0	21	19.4	20.4	19.8
Avg Spread	0.0	17.0	0.0	15.1	0.0	0.0	0.0	17.4	18.3	16.5	17.0

**WMA DMAP Report**

Date 6/14/2018

\*\*\* LEROY PERCY WMA \*\*\*

Club Number '9392'

Table 8. Trophy Buck Harvest History

	2017	2016	2015	2014	2013	2011	2010	2009	2008	D 2016	Club Avg
Bucks	4	11	3	11	3	6	2	5	6	1102	6
Acres/Buck	411	149	547	200	733	367	1,100	440	367	254	355
% .5 Bucks	0	0	33	0	0	0	0	0	0	3.63	1.96
# .5 Bucks	0	0	1	0	0	0	0	0	0	40	0.11
Avg Weight	0	0	50	0	0	0	0	0	0	71	50
% 1.5 Bucks	0	18	0	0	33	0	0	0	0	5	5.9
# 1.5 Bucks	0	2	0	0	1	0	0	0	0	58	0.3
% Spikes	0	100	0	0	0	0	0	0	0	65	67
Avg Weight	0	123	0	0	150	0	0	0	0	130	132
Avg Points	0.0	2.0	0.0	0.0	7.0	0.0	0.0	0.0	0.0	3	4
Avg Base	0.0	0.0	0.0	0.0	0.0	0.0	0.0	0.0	0.0	2.0	0.0
Avg Length	0	2	0	0	0	0	0	0	0	6.6	2.0
Avg Spread	0.0	0.0	0.0	0.0	0.0	0.0	0.0	0.0	0.0	6.2	0.0
% 2.5 Bucks	50	45	33	36	33	67	0	40	0	8	37.3
# 2.5 Bucks	2	5	1	4	1	4	0	2	0	91	2.1
Avg Weight	173	173	175	184	180	166	0	177	0	164	175
Avg Points	7.0	7.0	10.0	7.8	8.0	7.3	0.0	6.0	0.0	7	7
Avg Base	2.9	3.7	2.5	2.9	4.3	3.4	0.0	3.5	0.0	3.7	3.3
Avg Length	14.7	16.8	16.9	15	15.1	15.5	0	17.9	0	15.8	16.0
Avg Spread	12.8	15.4	14.5	12.8	15.8	12.9	0.0	14.9	0.0	13.7	14.0
% 3.5 Bucks	50	27	33	36	33	33	50	20	33	18	33
# 3.5 Bucks	2	3	1	4	1	2	1	1	2	198	2
Avg Weight	203	199	180	195	195	198	210	240	198	189	200
Avg Points	8.5	8.3	6.0	9.0	7.0	7.0	9.0	5.0	8.0	8	8
Avg Base	3.3	3.8	5.3	4.4	3.5	3.7	4.0	4.6	4.5	4.3	4.1
Avg Length	17.3	17.6	19.5	18	20.5	18.4	7.2	18.6	17	18.6	17.9
Avg Spread	13.6	15.8	17.0	14.1	18.5	16.1	15.0	13.8	15.3	15.2	15.2
% 4.5+ Bucks	0	9	0	27	0	0	50	40	67	57	21.6
# 4.5+ Bucks	0	1	0	3	0	0	1	2	4	624	1.2
Avg Weight	0	170	0	202	0	0	210	188	213	200	201
Avg Points	0.0	11.0	0.0	6.3	0.0	0.0	7.0	8.5	8.3	8	8
Avg Base	0.0	4.1	0.0	3.1	0.0	0.0	0.0	6.3	4.7	4.6	4.5
Avg Length	0	22	0	18.7	0	0	0	21	19.4	20.4	19.8
Avg Spread	0.0	17.0	0.0	15.1	0.0	0.0	0.0	17.4	18.3	16.6	17.0

**WMA DMAP Report**

Date 6/14/2018

\*\*\* LEROY PERCY WMA \*\*\*

Club Number '9392'

Table 9. B&amp;C Report - All bucks

Age	Num	Estimated Non-typical B&C Score	Estimated Non-typical B&C Score at Maturity Minimum	Estimated Non-typical B&C Score at Maturity Maximum
2.5	2	82 2/8	106 7/8	133 6/8
3.5	2	101 1/8	111 1/8	128 7/8
4.5	0	NA	NA	NA
5.5+	0	NA	NA	NA

Table 10. B&amp;C Report - Trophy

Age	Num	Estimated Non-typical B&C Score	Estimated Non-typical B&C Score at Maturity Minimum	Estimated Non-typical B&C Score at Maturity Maximum
2.5	2	82 2/8	106 7/8	133 6/8
3.5	2	101 1/8	111 1/8	128 7/8
4.5	0	NA	NA	NA
5.5+	0	NA	NA	NA

Table 11. B&amp;C Report - Cull

Age	Num	Estimated Non-typical B&C Score	Estimated Non-typical B&C Score at Maturity Minimum	Estimated Non-typical B&C Score at Maturity Maximum
2.5	0	NA	NA	NA
3.5	0	NA	NA	NA
4.5	0	NA	NA	NA
5.5+	0	NA	NA	NA

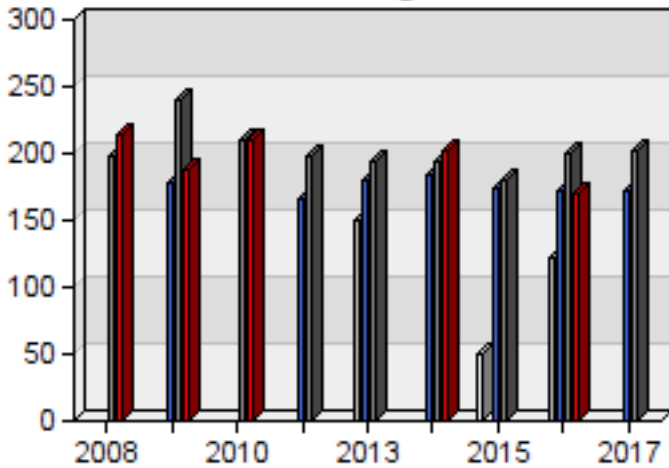
# WMA DMAP Report

Date 6/14/2018

\*\*\* LEROY PERCY WMA \*\*\*

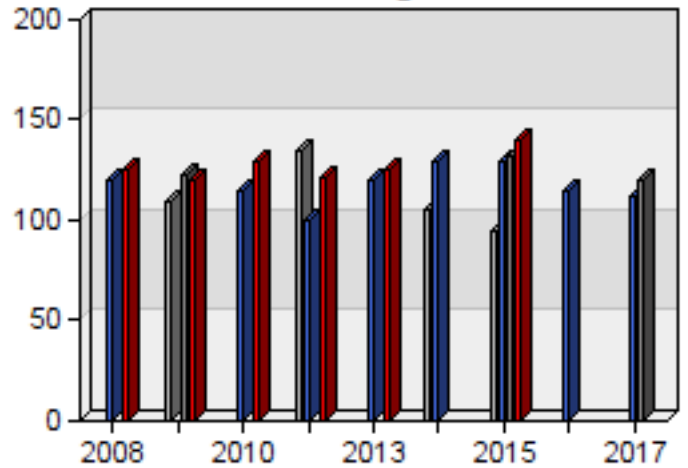
Club Number '9392'

### Buck Live Weights



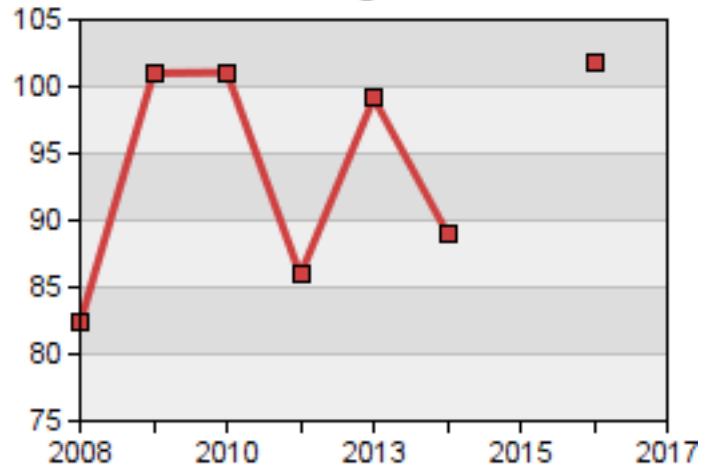
ChartDirector (unregistered) from www.advsofteng.com

### Doe Live Weights



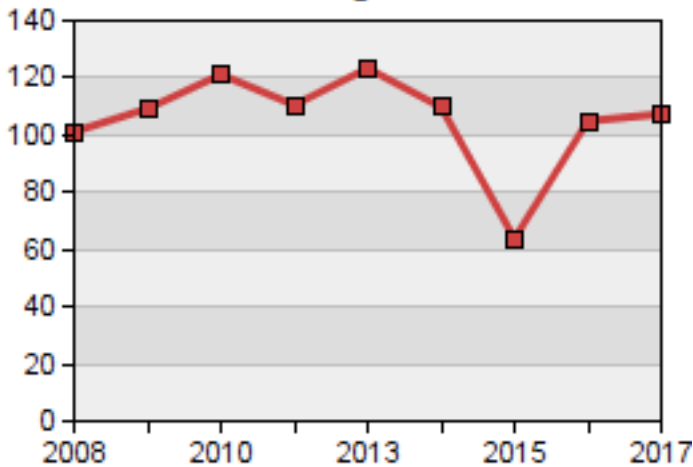
ChartDirector (unregistered) from www.advsofteng.com

### 2.5 Year Old Average B&C Scores



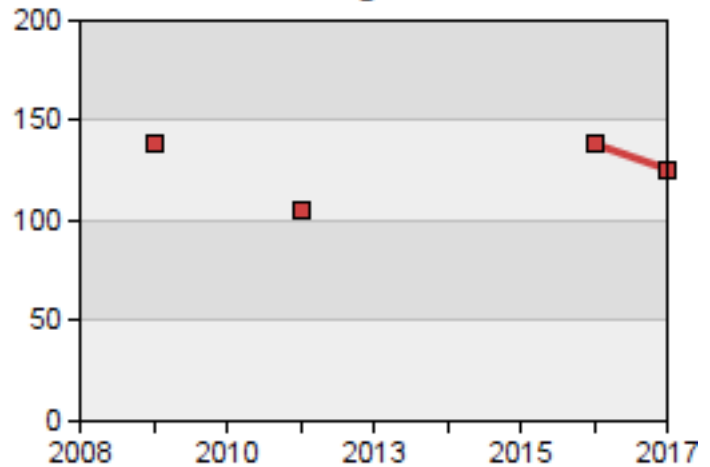
ChartDirector (unregistered) from www.advsofteng.com

### 3.5 Year Old Average B&C Scores



ChartDirector (unregistered) from www.advsofteng.com

### 4.5 Year Old Average B&C Scores



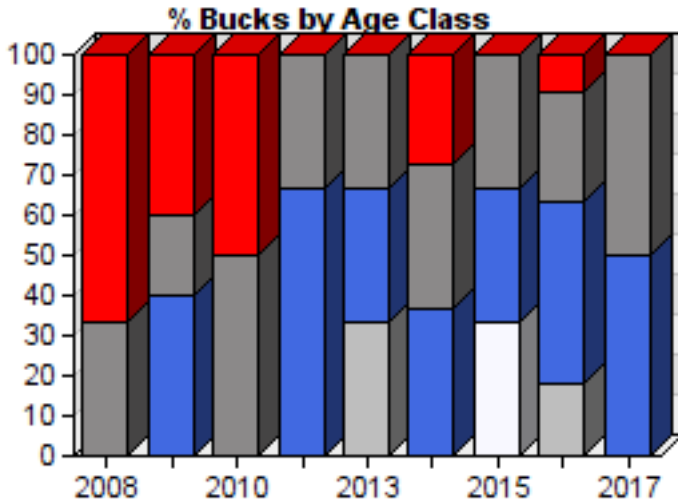
ChartDirector (unregistered) from www.advsofteng.com

# WMA DMAP Report

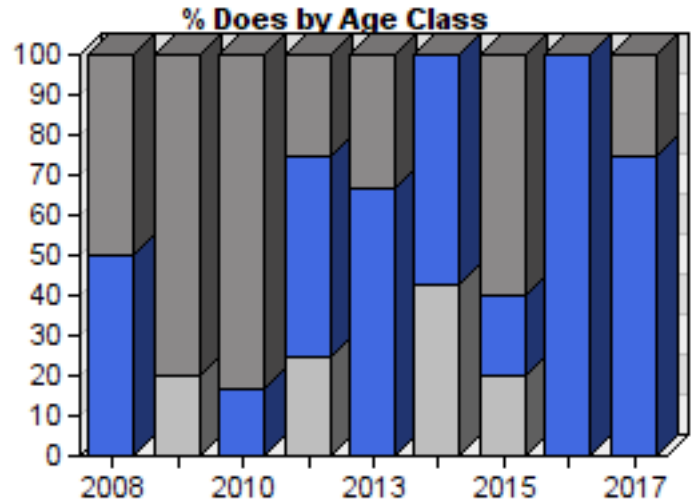
Date 6/14/2018

\*\*\* LEROY PERCY WMA \*\*\*

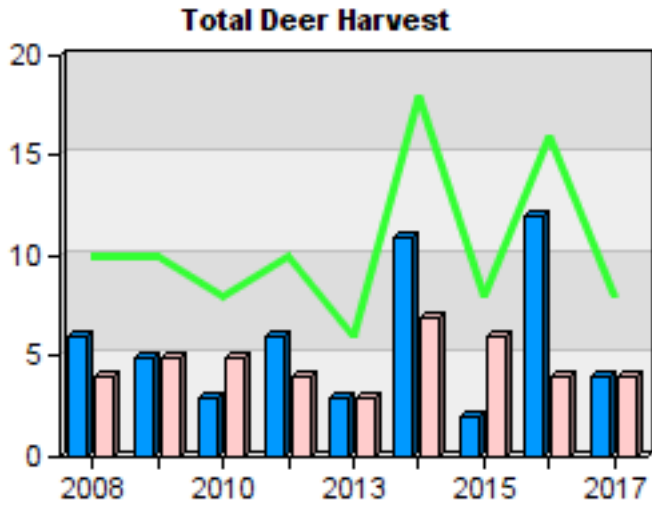
Club Number '9392'



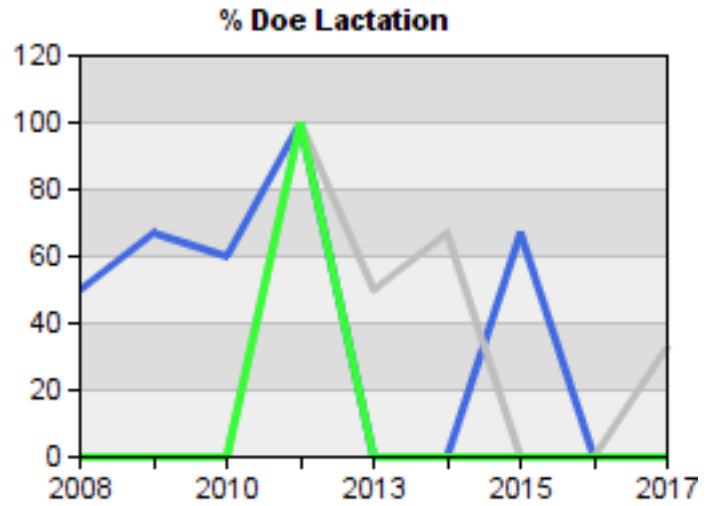
ChartDirector (unregistered) from www.advsofteng.com



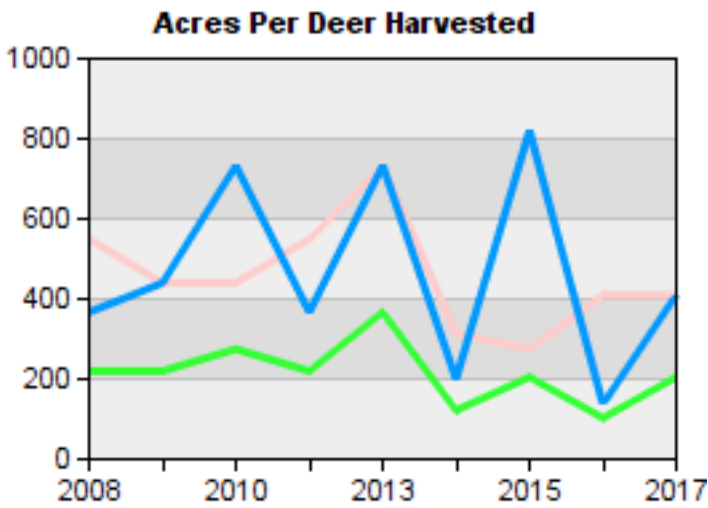
ChartDirector (unregistered) from www.advsofteng.com



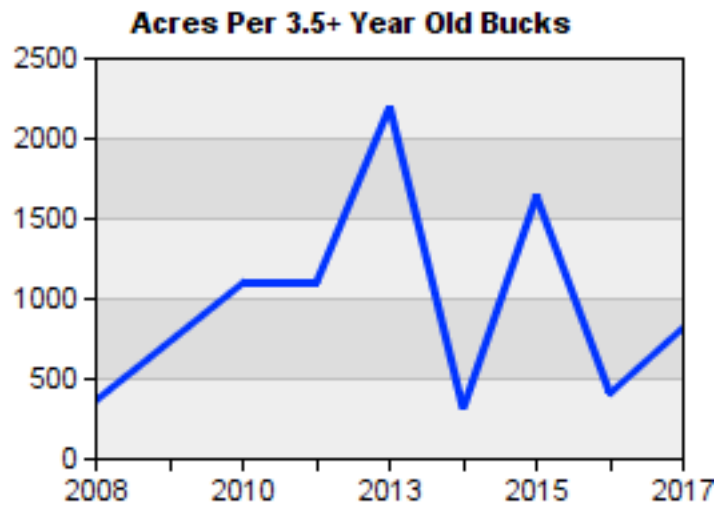
ChartDirector (unregistered) from www.advsofteng.com



ChartDirector (unregistered) from www.advsofteng.com



ChartDirector (unregistered) from www.advsofteng.com



ChartDirector (unregistered) from www.advsofteng.com