

WMA DMAP Report

Date 4/19/2019

*** JOHN BELL WILLIAMS WMA ***

Club Number 'MS-5963'

2018 Season

County = Prentiss

Soil Region = Upper Coastal Plain

State = MS-WMA

Biologist = Nathan Blount

Acres = 3200

Years on DMAP = 8

% Data Collected = 83.3

Table 1. Harvest Summary

	Number Harvested	Acres/ Deer Harvested
	-----	-----
Bucks	3	1067
Does	3	1067
	-----	-----
Totals	6	533

Table 2. Harvest History

	2018	2017	2016	2015	2014	2013	2012	2011	UCP 2017	Club Avg
Acres	3200	3200	2930	2930	2930	2930	2930	2930	334994	2998
Total Deer	6	7	4	7	3	6	2	6	548	5
Bucks	3	2	1	4	1	3	1	3	296	2
Does	3	5	3	3	2	3	1	3	252	3
Acres/Deer	533	457	732	419	977	488	1465	488	611	585
Bucks	1067	1600	2930	732	2930	977	2930	977	1132	1332
Does	1067	640	977	977	1465	977	2930	977	1329	1043

Table 3. Age Distribution

Age	Bucks		Does	
	Num	%	Num	%
	-----	-----	-----	-----
0.5	0	0	0	0
1.5	0	0	0	0
2.5	1	50	1	33
3.5	0	0	0	0
4.5	0	0	1	33
5.5	0	0	0	0
6.5	1	50	1	33
7.5	0	0	0	0
8.5+	0	0	0	0
	-----	-----	-----	-----
Totals	2		3	

WMA DMAP Report

Date 4/19/2019

*** JOHN BELL WILLIAMS WMA ***

Club Number 'MS-5963'

Table 4. Statistics for Doe Harvest

Age	Number Harvested	Average Live Weight	Percent Lactating
0.5	0	0	0
1.5	0	0	0
2.5	1	109	100
3.5	0	0	0
4.5	1	120	0
5.5	0	0	0
6.5	1	95	0
7.5	0	0	0
8.5+	0	0	0
Totals	3	108	

Table 5. Doe Harvest History

	2018	2017	2016	2015	2014	2013	2012	2011	UCP 2017	Club Avg
Does	3	5	3	3	2	2	0	2	252	2
Acres/Doe	1067	640	977	977	1465	1465	0	1465	1329	1199
Doe Age-Wgt										
% 0.5	0	0	0	0	50	0	0	0	10	5
% 1.5	0	20	0	0	0	0	0	0	19	5
% 2.5	33	80	0	33	0	0	0	0	25	30
% 3.5+	67	0	100	67	50	100	0	100	51	60
Wght 0.5	0	0	0	0	45	0	0	0	61	45
Wght 1.5	0	80	0	0	0	0	0	0	85	80
Wght 2.5	109	108	0	96	0	0	0	0	96	106
Wght 3.5+	108	0	104	94	90	102	0	90	103	100
% Lactation										
1.5	0	0	0	0	0	0	0	0	15	0
2.5	100	50	0	0	0	0	0	0	68	50
2.5+	33	50	67	33	100	0	0	100	66	50
3.5+	0	0	67	50	100	0	0	100	66	50

WMA DMAP Report

Date 4/19/2019

*** JOHN BELL WILLIAMS WMA ***

Club Number 'MS-5963'

Table 6. Statistics for Yearling Bucks

	Number	Percent	Avg. Live Weight	Average Points
Spikes	0	0	0	0.0
Forks	0	0	0	0.0
Totals	0			

Table 7. Buck Statistics

Age	Live Weight		Points		Base		Length		Spread	
	Num	Avg	Num	Avg	Num	Avg	Num	Avg	Num	Avg
0.5	0	0	0	0.0	0	0.0	0	0	0	0.0
1.5	0	0	0	0.0	0	0.0	0	0	0	0.0
2.5	1	128	1	8.0	1	2.3	1	14.8	1	12.3
3.5	0	0	0	0.0	0	0.0	0	0	0	0.0
4.5	0	0	0	0.0	0	0.0	0	0	0	0.0
5.5	0	0	0	0.0	0	0.0	0	0	0	0.0
6.5	1	140	1	8.0	1	4.3	1	19.5	1	16.0
7.5	0	0	0	0.0	0	0.0	0	0	0	0.0
8.5+	0	0	0	0.0	0	0.0	0	0	0	0.0

WMA DMAP Report

Date 4/19/2019

*** JOHN BELL WILLIAMS WMA ***

Club Number 'MS-5963'

Table 8. Buck Harvest History (All Bucks)

	2018	2017	2016	2015	2014	2013	2012	2011	UCP 2017	Club Avg
Bucks	2	2	1	3	1	3	1	3	296	2
Acres/Buck	1,600	1,600	2,930	977	2,930	977	2,930	977	1,132	1499
% .5 Bucks	0	50	0	0	0	0	0	0	4.05	6.25
# .5 Bucks	0	1	0	0	0	0	0	0	12	0.12
Avg Weight	0	55	0	0	0	0	0	0	57	55
% 1.5 Bucks	0	50	0	33	0	33	0	0	8	18.8
# 1.5 Bucks	0	1	0	1	0	1	0	0	23	0.4
% Spikes	0	100	0	0	0	0	0	0	57	33
Avg Weight	0	100	0	85	0	90	0	0	103	92
Avg Points	0.0	2.0	0.0	5.0	0.0	4.0	0.0	0.0	3	4
Avg Base	0.0	1.4	0.0	3.5	0.0	2.0	0.0	0.0	1.9	2.3
Avg Length	0	3.5	0	6	0	7.1	0	0	6.7	5.5
Avg Spread	0.0	3.0	0.0	5.5	0.0	5.5	0.0	0.0	6.0	4.7
% 2.5 Bucks	50	0	0	0	0	0	0	33	33	12.5
# 2.5 Bucks	1	0	0	0	0	0	0	1	97	0.2
Avg Weight	128	0	0	0	0	0	0	140	140	134
Avg Points	8.0	0.0	0.0	0.0	0.0	0.0	0.0	8.0	7	8
Avg Base	2.3	0.0	0.0	0.0	0.0	0.0	0.0	2.8	3.3	2.5
Avg Length	14.8	0	0	0	0	0	0	13.2	14.8	14.0
Avg Spread	12.3	0.0	0.0	0.0	0.0	0.0	0.0	11.0	12.5	11.6
% 3.5 Bucks	0	0	0	0	0	33	100	67	36.8	25
# 3.5 Bucks	0	0	0	0	0	1	1	2	109	0
Avg Weight	0	0	0	0	0	125	140	162	148	147
Avg Points	0.0	0.0	0.0	0.0	0.0	8.0	6.0	8.5	7	8
Avg Base	0.0	0.0	0.0	0.0	0.0	3.5	1.5	3.8	3.8	3.2
Avg Length	0	0	0	0	0	14	12	16.4	16.3	14.7
Avg Spread	0.0	0.0	0.0	0.0	0.0	11.8	13.5	12.6	13.4	12.6
% 4.5+ Bucks	50	0	100	67	100	33	0	0	26	37.5
# 4.5+ Bucks	1	0	1	2	1	1	0	0	76	0.8
Avg Weight	140	0	141	142	160	165	0	0	161	148
Avg Points	8.0	0.0	8.0	8.5	8.0	8.0	0.0	0.0	8	8
Avg Base	4.3	0.0	4.0	4.2	2.1	4.0	0.0	0.0	4.3	3.8
Avg Length	19.5	0	20.6	18.6	17.5	17	0	0	18.3	18.6
Avg Spread	16.0	0.0	15.5	13.3	13.5	15.0	0.0	0.0	15.2	14.4

WMA DMAP Report

Date 4/19/2019

*** JOHN BELL WILLIAMS WMA ***

Club Number 'MS-5963'

Table 8. Trophy Buck Harvest History

	2018	2017	2016	2015	2014	2013	2012	2011	UCP 2017	Club Avg
Bucks	2	2	1	3	1	3	1	3	296	2
Acres/Buck	1,600	1,600	2,930	977	2,930	977	2,930	977	1,132	1499
% .5 Bucks	0	50	0	0	0	0	0	0	4.05	6.25
# .5 Bucks	0	1	0	0	0	0	0	0	12	0.12
Avg Weight	0	55	0	0	0	0	0	0	57	55
% 1.5 Bucks	0	50	0	33	0	33	0	0	7	18.8
# 1.5 Bucks	0	1	0	1	0	1	0	0	21	0.4
% Spikes	0	100	0	0	0	0	0	0	53	33
Avg Weight	0	100	0	85	0	90	0	0	103	92
Avg Points	0.0	2.0	0.0	5.0	0.0	4.0	0.0	0.0	3	4
Avg Base	0.0	1.4	0.0	3.5	0.0	2.0	0.0	0.0	2.0	2.3
Avg Length	0	3.5	0	6	0	7.1	0	0	7.0	5.5
Avg Spread	0.0	3.0	0.0	5.5	0.0	5.5	0.0	0.0	6.0	4.7
% 2.5 Bucks	50	0	0	0	0	0	0	33	33	12.5
# 2.5 Bucks	1	0	0	0	0	0	0	1	97	0.2
Avg Weight	128	0	0	0	0	0	0	140	140	134
Avg Points	8.0	0.0	0.0	0.0	0.0	0.0	0.0	8.0	7	8
Avg Base	2.3	0.0	0.0	0.0	0.0	0.0	0.0	2.8	3.3	2.5
Avg Length	14.8	0	0	0	0	0	0	13.2	14.8	14.0
Avg Spread	12.3	0.0	0.0	0.0	0.0	0.0	0.0	11.0	12.5	11.6
% 3.5 Bucks	0	0	0	0	0	33	100	67	35.1	25
# 3.5 Bucks	0	0	0	0	0	1	1	2	104	0
Avg Weight	0	0	0	0	0	125	140	162	148	147
Avg Points	0.0	0.0	0.0	0.0	0.0	8.0	6.0	8.5	8	8
Avg Base	0.0	0.0	0.0	0.0	0.0	3.5	1.5	3.8	3.8	3.2
Avg Length	0	0	0	0	0	14	12	16.4	16.3	14.7
Avg Spread	0.0	0.0	0.0	0.0	0.0	11.8	13.5	12.6	13.5	12.6
% 4.5+ Bucks	50	0	100	67	100	33	0	0	25	37.5
# 4.5+ Bucks	1	0	1	2	1	1	0	0	74	0.8
Avg Weight	140	0	141	142	160	165	0	0	161	148
Avg Points	8.0	0.0	8.0	8.5	8.0	8.0	0.0	0.0	8	8
Avg Base	4.3	0.0	4.0	4.2	2.1	4.0	0.0	0.0	4.4	3.8
Avg Length	19.5	0	20.6	18.6	17.5	17	0	0	18.3	18.6
Avg Spread	16.0	0.0	15.5	13.3	13.5	15.0	0.0	0.0	15.2	14.4

WMA DMAP Report

Date 4/19/2019

*** JOHN BELL WILLIAMS WMA ***

Club Number 'MS-5963'

Table 9. B&C Report - All bucks

Age	Num	Estimated Non-typical B&C Score	Estimated Non-typical B&C Score at Maturity Minimum	Estimated Non-typical B&C Score at Maturity Maximum
2.5	1	81 3/8	110 1/8	132 4/8
3.5	0	NA	NA	NA
4.5	0	NA	NA	NA
5.5+	1	118 7/8	118 7/8	118 7/8

Table 10. B&C Report - Trophy

Age	Num	Estimated Non-typical B&C Score	Estimated Non-typical B&C Score at Maturity Minimum	Estimated Non-typical B&C Score at Maturity Maximum
2.5	1	81 3/8	110 1/8	132 4/8
3.5	0	NA	NA	NA
4.5	0	NA	NA	NA
5.5+	1	118 7/8	118 7/8	118 7/8

Table 11. B&C Report - Cull

Age	Num	Estimated Non-typical B&C Score	Estimated Non-typical B&C Score at Maturity Minimum	Estimated Non-typical B&C Score at Maturity Maximum
2.5	0	NA	NA	NA
3.5	0	NA	NA	NA
4.5	0	NA	NA	NA
5.5+	0	NA	NA	NA

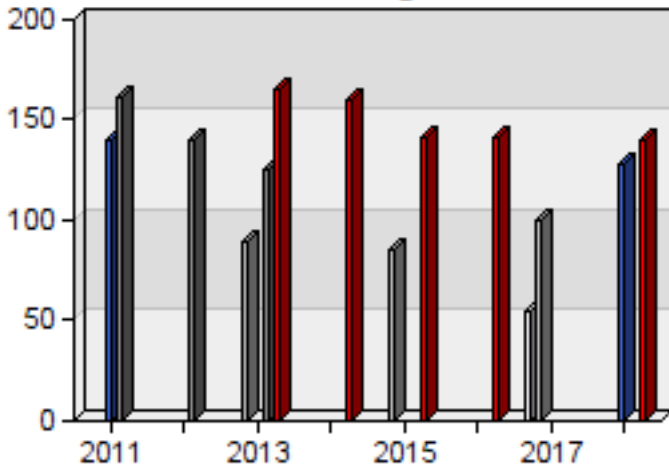
WMA DMAP Report

Date 4/19/2019

*** JOHN BELL WILLIAMS WMA ***

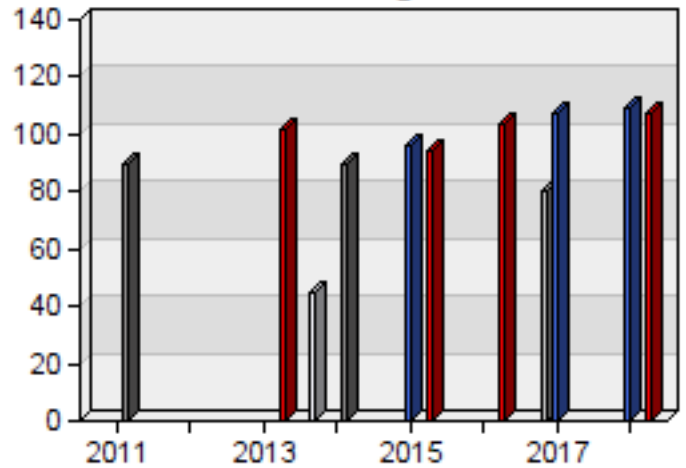
Club Number 'MS-5963'

Buck Live Weights




ChartDirector (unregistered) from www.advsofteng.com

Doe Live Weights



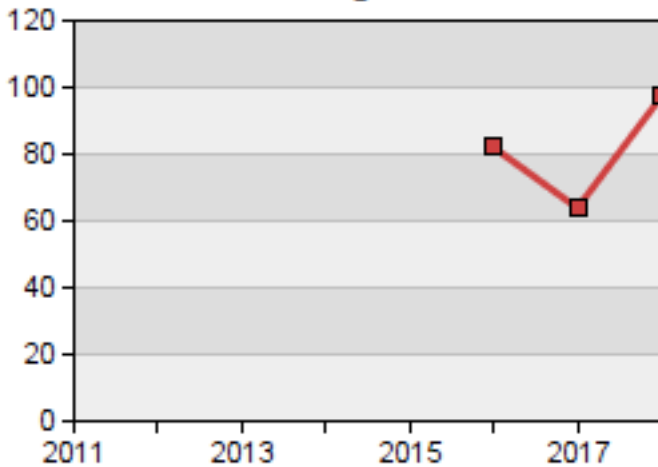
ChartDirector (unregistered) from www.advsofteng.com

2.5 Year Old Average B&C Scores



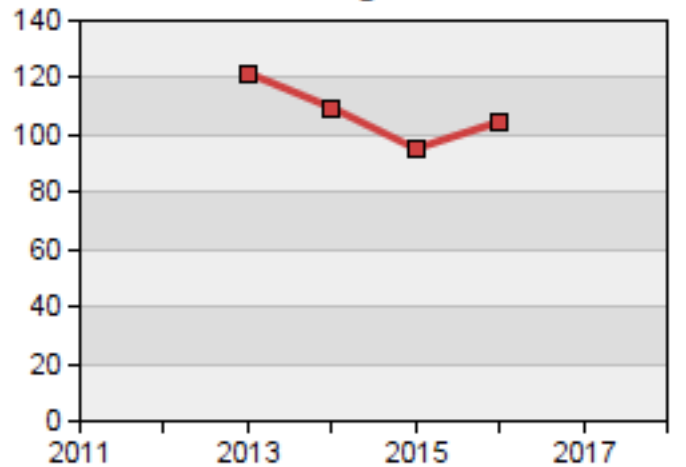
ChartDirector (unregistered) from www.advsofteng.com

3.5 Year Old Average B&C Scores



ChartDirector (unregistered) from www.advsofteng.com

4.5 Year Old Average B&C Scores



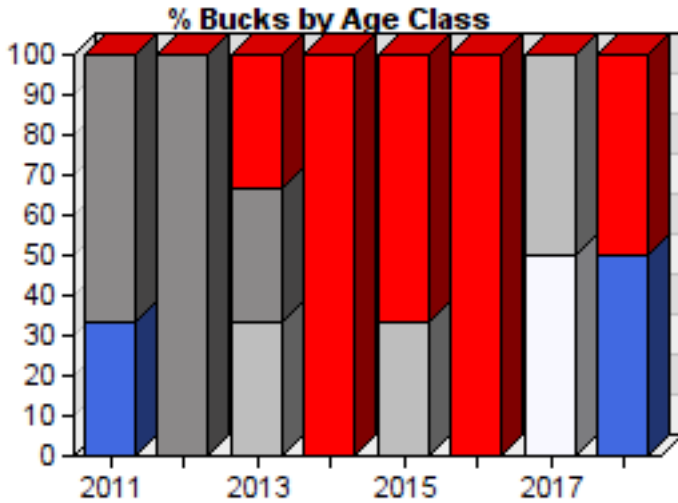
ChartDirector (unregistered) from www.advsofteng.com

WMA DMAP Report

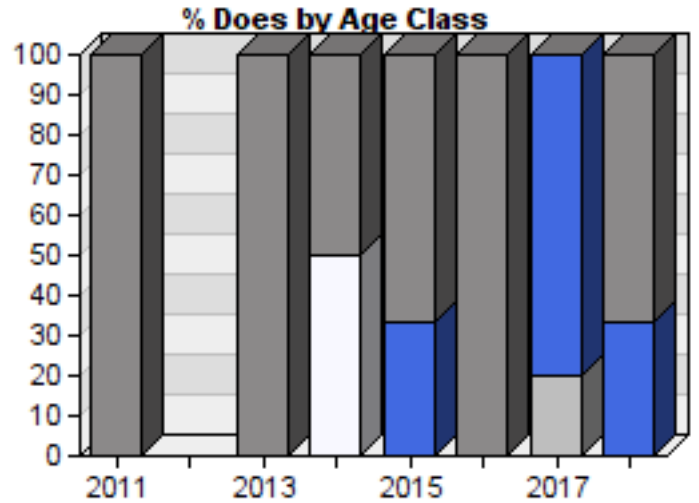
Date 4/19/2019

*** JOHN BELL WILLIAMS WMA ***

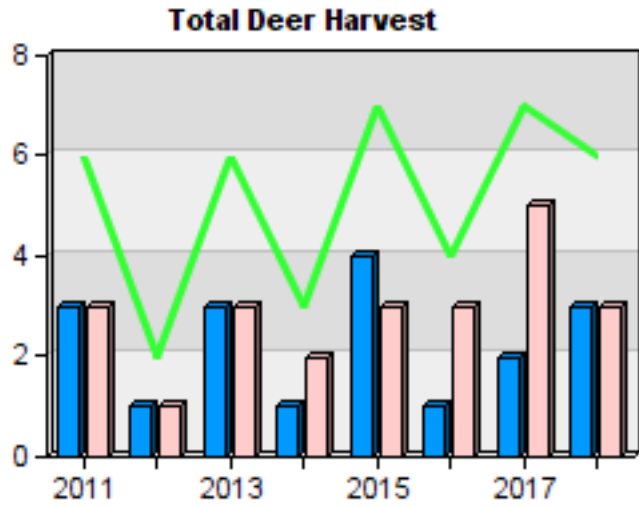
Club Number 'MS-5963'



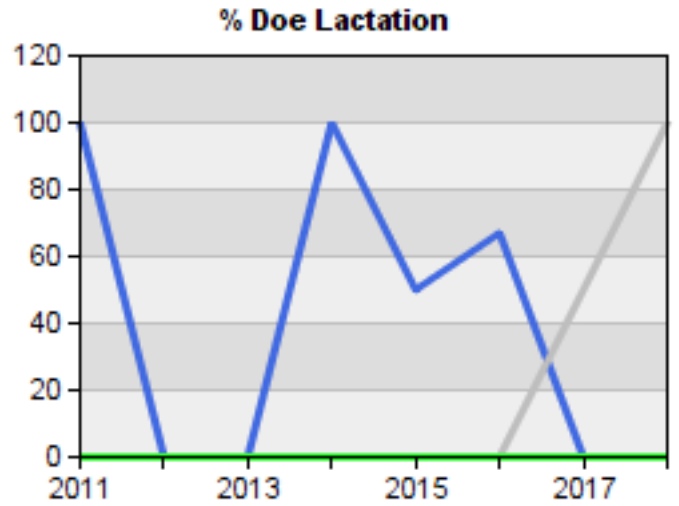
ChartDirector (unregistered) from www.advsofteng.com



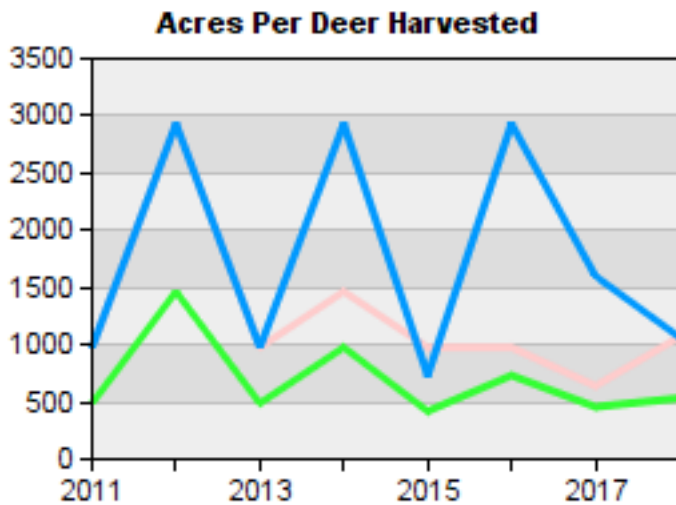
ChartDirector (unregistered) from www.advsofteng.com



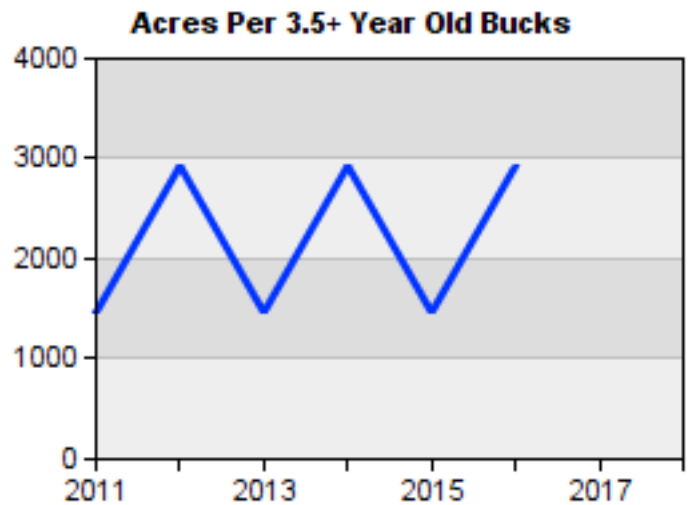
ChartDirector (unregistered) from www.advsofteng.com



ChartDirector (unregistered) from www.advsofteng.com



ChartDirector (unregistered) from www.advsofteng.com



ChartDirector (unregistered) from www.advsofteng.com