

WMA DMAP Report

Date 7/29/2019

*** STONEVILLE WMA ***

Club Number 'MS-76-5458'

2018 Season

County = Washington

Soil Region = Delta

State = MS-WMA

Biologist = Roger Tankesly

Acres = 2500

Years on DMAP = 32

% Data Collected = 100

Table 1. Harvest Summary

	Number Harvested	Acres/ Deer Harvested
Bucks	8	312
Does	9	278
Totals	17	147

Table 2. Harvest History

	2018	2017	2016	2015	2014	2013	2012	2011	2010	2009	D 2017	Club Avg
Acres	2500	2500	2500	2500	2500	2500	2500	2500	2500	2500	248189	2500
Total Deer	17	22	17	7	20	26	29	16	22	16	2491	19
Bucks	8	7	8	4	8	10	12	10	12	8	965	9
Does	9	15	9	3	12	16	17	6	10	8	1526	10
Acres/Deer	147	114	147	357	125	96	86	156	114	156	100	130
Bucks	312	357	312	625	312	250	208	250	208	312	257	287
Does	278	167	278	833	208	156	147	417	250	312	163	238

Table 3. Age Distribution

Age	Bucks		Does	
	Num	%	Num	%
0.5	0	0	3	33
1.5	0	0	4	44
2.5	5	62	1	11
3.5	3	38	0	0
4.5	0	0	1	11
5.5	0	0	0	0
6.5	0	0	0	0
7.5	0	0	0	0
8.5+	0	0	0	0
Totals	8		9	

WMA DMAP Report

Date 7/29/2019

*** STONEVILLE WMA ***

Club Number 'MS-76-5458'

Table 4. Statistics for Doe Harvest

Age	Number Harvested	Average Live Weight	Percent Lactating
0.5	3	88	0
1.5	4	108	0
2.5	1	139	100
3.5	0	0	0
4.5	1	160	0
5.5	0	0	0
6.5	0	0	0
7.5	0	0	0
8.5+	0	0	0
Totals	9	110	

Table 5. Doe Harvest History

	2018	2017	2016	2015	2014	2013	2012	2011	2010	2009	D 2017	Club Avg
Does	9	15	9	3	12	16	15	5	5	4	1526	9
Acres/Doe	278	167	278	833	208	156	167	500	500	625	163	269
Doe Age-Wgt												
% 0.5	33	47	0	0	8	0	13	60	20	0	10	18
% 1.5	44	13	33	33	17	50	33	0	0	0	23	27
% 2.5	11	33	22	33	42	25	27	20	0	50	21	27
% 3.5+	11	7	44	33	33	25	27	20	80	50	47	28
Wght 0.5	88	85	0	0	0	0	78	95	94	0	76	87
Wght 1.5	108	130	104	90	120	105	114	0	0	0	106	110
Wght 2.5	139	138	114	120	136	119	113	120	0	120	116	126
Wght 3.5+	160	167	138	135	136	125	129	130	143	120	123	135
% Lactation												
1.5	0	0	0	0	0	0	40	0	0	0	16	9
2.5	100	50	50	0	0	0	75	0	0	0	58	32
2.5+	50	40	67	0	14	13	38	0	25	0	65	27
3.5+	0	0	75	0	25	25	0	0	25	0	68	23

WMA DMAP Report

Date 7/29/2019

*** STONEVILLE WMA ***

Club Number 'MS-76-5458'

Table 6. Statistics for Yearling Bucks

	Number	Percent	Avg. Live Weight	Average Points
Spikes	0	0	0	0.0
Forks	0	0	0	0.0
Totals	0			

Table 7. Buck Statistics

Age	Live Weight		Points		Base		Length		Spread	
	Num	Avg	Num	Avg	Num	Avg	Num	Avg	Num	Avg
0.5	0	0	0	0.0	0	0.0	0	0	0	0.0
1.5	0	0	0	0.0	0	0.0	0	0	0	0.0
2.5	5	168	5	7.6	5	3.0	5	17.8	5	13.7
3.5	3	197	3	9.3	3	4.1	3	20.5	3	16.8
4.5	0	0	0	0.0	0	0.0	0	0	0	0.0
5.5	0	0	0	0.0	0	0.0	0	0	0	0.0
6.5	0	0	0	0.0	0	0.0	0	0	0	0.0
7.5	0	0	0	0.0	0	0.0	0	0	0	0.0
8.5+	0	0	0	0.0	0	0.0	0	0	0	0.0

WMA DMAP Report

Date 7/29/2019

*** STONEVILLE WMA ***

Club Number 'MS-76-5458'

Table 8. Buck Harvest History (All Bucks)

	2018	2017	2016	2015	2014	2013	2012	2011	2010	2009	D 2017	Club Avg
Bucks	8	7	8	4	8	9	11	6	7	8	965	8
Acres/Buck	313	357	313	625	313	278	227	417	357	313	257	329
% .5 Bucks	0	0	0	0	0	0	9	0	0	0	2.49	1.32
# .5 Bucks	0	0	0	0	0	0	1	0	0	0	24	0.1
Avg Weight	0	0	0	0	0	0	69	0	0	0	71	69
% 1.5 Bucks	0	43	0	25	12	22	36	17	14	0	10	17.1
# 1.5 Bucks	0	3	0	1	1	2	4	1	1	0	97	1.3
% Spikes	0	0	0	0	0	0	0	0	0	0	56	0
Avg Weight	0	155	0	148	145	143	150	150	145	0	124	149
Avg Points	0.0	6.0	0.0	6.0	8.0	7.5	7.0	4.0	5.0	0.0	3	6
Avg Base	0.0	1.7	0.0	3.3	0.0	0.0	2.7	13.0	0.0	0.0	2.3	4.0
Avg Length	0	13.7	0	12.8	13.5	15	13.8	13.1	8	0	7.2	13.2
Avg Spread	0.0	12.7	0.0	13.0	13.0	13.8	12.9	12.5	8.0	0.0	6.6	12.6
% 2.5 Bucks	62	14	62	75	62	44	45	17	14	50	10	44.7
# 2.5 Bucks	5	1	5	3	5	4	5	1	1	4	100	3.4
Avg Weight	168	200	171	182	171	158	169	165	170	173	170	171
Avg Points	7.6	8.0	7.8	7.0	8.3	7.0	7.2	8.0	8.0	7.5	7	8
Avg Base	3.0	0.0	3.9	3.8	4.0	2.6	3.8	3.5	0.0	3.1	3.6	3.5
Avg Length	17.8	12.6	18.2	17.6	17.5	15.7	17.1	16.1	0	17.2	16.2	17.2
Avg Spread	13.7	15.8	14.1	14.5	15.6	14.3	13.7	13.5	15.5	13.8	14.1	14.3
% 3.5 Bucks	38	43	12	0	25	33	0	33	14	38	27.9	24
# 3.5 Bucks	3	3	1	0	2	3	0	2	1	3	269	2
Avg Weight	197	212	191	0	203	183	0	185	144	190	192	192
Avg Points	9.3	9.0	8.0	0.0	9.0	8.3	0.0	8.0	6.0	7.0	8	8
Avg Base	4.1	3.4	3.8	0.0	5.0	4.4	0.0	3.6	4.0	3.4	4.3	4.0
Avg Length	20.5	18.5	19	0	22.8	20.3	0	16.4	17	22.6	19.2	19.9
Avg Spread	16.8	15.3	17.0	0.0	17.1	17.3	0.0	13.8	14.3	16.7	15.9	16.2
% 4.5+ Bucks	0	0	25	0	0	0	9	33	57	12	46	13.2
# 4.5+ Bucks	0	0	2	0	0	0	1	2	4	1	442	1
Avg Weight	0	0	216	0	0	0	185	205	214	185	205	207
Avg Points	0.0	0.0	8.0	0.0	0.0	0.0	8.0	6.0	9.0	10.0	8	8
Avg Base	0.0	0.0	4.4	0.0	0.0	0.0	4.5	4.8	4.8	4.9	4.6	4.7
Avg Length	0	0	21.2	0	0	0	20.9	22.8	22.5	21.2	20.9	22.0
Avg Spread	0.0	0.0	17.4	0.0	0.0	0.0	19.9	18.4	18.8	18.8	16.6	18.6

WMA DMAP Report

Date 7/29/2019

*** STONEVILLE WMA ***

Club Number 'MS-76-5458'

Table 8. Trophy Buck Harvest History

	2018	2017	2016	2015	2014	2013	2012	2011	2010	2009	D 2017	Club Avg
Bucks	8	7	8	4	8	9	11	6	7	8	965	8
Acres/Buck	313	357	313	625	313	278	227	417	357	313	257	329
% .5 Bucks	0	0	0	0	0	0	9	0	0	0	2.49	1.32
# .5 Bucks	0	0	0	0	0	0	1	0	0	0	24	0.1
Avg Weight	0	0	0	0	0	0	69	0	0	0	71	69
% 1.5 Bucks	0	43	0	25	12	22	36	17	14	0	9	17.1
# 1.5 Bucks	0	3	0	1	1	2	4	1	1	0	86	1.3
% Spikes	0	0	0	0	0	0	0	0	0	0	51	0
Avg Weight	0	155	0	148	145	143	150	150	145	0	126	149
Avg Points	0.0	6.0	0.0	6.0	8.0	7.5	7.0	4.0	5.0	0.0	3	6
Avg Base	0.0	1.7	0.0	3.3	0.0	0.0	2.7	13.0	0.0	0.0	2.4	4.0
Avg Length	0	13.7	0	12.8	13.5	15	13.8	13.1	8	0	7.5	13.2
Avg Spread	0.0	12.7	0.0	13.0	13.0	13.8	12.9	12.5	8.0	0.0	6.9	12.6
% 2.5 Bucks	62	14	62	75	62	44	45	17	14	50	10	44.7
# 2.5 Bucks	5	1	5	3	5	4	5	1	1	4	95	3.4
Avg Weight	168	200	171	182	171	158	169	165	170	173	170	171
Avg Points	7.6	8.0	7.8	7.0	8.3	7.0	7.2	8.0	8.0	7.5	7	8
Avg Base	3.0	0.0	3.9	3.8	4.0	2.6	3.8	3.5	0.0	3.1	3.6	3.5
Avg Length	17.8	12.6	18.2	17.6	17.5	15.7	17.1	16.1	0	17.2	16.3	17.2
Avg Spread	13.7	15.8	14.1	14.5	15.6	14.3	13.7	13.5	15.5	13.8	14.2	14.3
% 3.5 Bucks	38	43	12	0	25	33	0	33	14	38	26.1	24
# 3.5 Bucks	3	3	1	0	2	3	0	2	1	3	252	2
Avg Weight	197	212	191	0	203	183	0	185	144	190	193	192
Avg Points	9.3	9.0	8.0	0.0	9.0	8.3	0.0	8.0	6.0	7.0	8	8
Avg Base	4.1	3.4	3.8	0.0	5.0	4.4	0.0	3.6	4.0	3.4	4.3	4.0
Avg Length	20.5	18.5	19	0	22.8	20.3	0	16.4	17	22.6	19.2	19.9
Avg Spread	16.8	15.3	17.0	0.0	17.1	17.3	0.0	13.8	14.3	16.7	15.9	16.2
% 4.5+ Bucks	0	0	25	0	0	0	9	33	57	12	44	13.2
# 4.5+ Bucks	0	0	2	0	0	0	1	2	4	1	420	1
Avg Weight	0	0	216	0	0	0	185	205	214	185	205	207
Avg Points	0.0	0.0	8.0	0.0	0.0	0.0	8.0	6.0	9.0	10.0	9	8
Avg Base	0.0	0.0	4.4	0.0	0.0	0.0	4.5	4.8	4.8	4.9	4.7	4.7
Avg Length	0	0	21.2	0	0	0	20.9	22.8	22.5	21.2	20.9	22.0
Avg Spread	0.0	0.0	17.4	0.0	0.0	0.0	19.9	18.4	18.8	18.8	16.6	18.6

WMA DMAP Report

Date 7/29/2019

*** STONEVILLE WMA ***

Club Number 'MS-76-5458'

Table 9. B&C Report - All bucks

Age	Num	Estimated Non-typical B&C Score	Estimated Non-typical B&C Score at Maturity Minimum	Estimated Non-typical B&C Score at Maturity Maximum
2.5	5	99 7/8	129 6/8	162 4/8
3.5	3	127 7/8	140 4/8	162 7/8
4.5	0	NA	NA	NA
5.5+	0	NA	NA	NA

Table 10. B&C Report - Trophy

Age	Num	Estimated Non-typical B&C Score	Estimated Non-typical B&C Score at Maturity Minimum	Estimated Non-typical B&C Score at Maturity Maximum
2.5	5	99 7/8	129 6/8	162 4/8
3.5	3	127 7/8	140 4/8	162 7/8
4.5	0	NA	NA	NA
5.5+	0	NA	NA	NA

Table 11. B&C Report - Cull

Age	Num	Estimated Non-typical B&C Score	Estimated Non-typical B&C Score at Maturity Minimum	Estimated Non-typical B&C Score at Maturity Maximum
2.5	0	NA	NA	NA
3.5	0	NA	NA	NA
4.5	0	NA	NA	NA
5.5+	0	NA	NA	NA

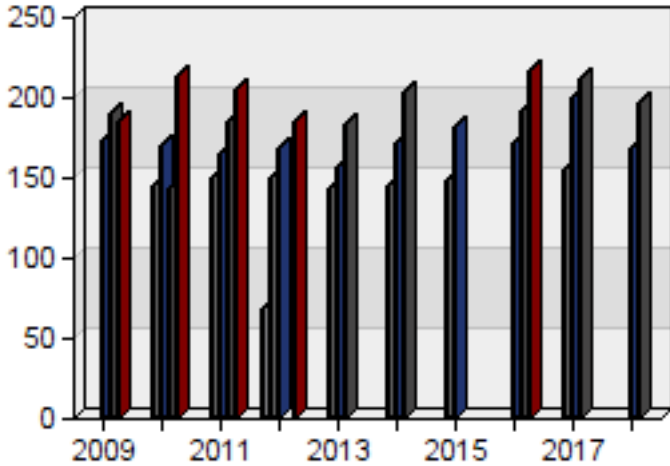
WMA DMAP Report

Date 7/29/2019

*** STONEVILLE WMA ***

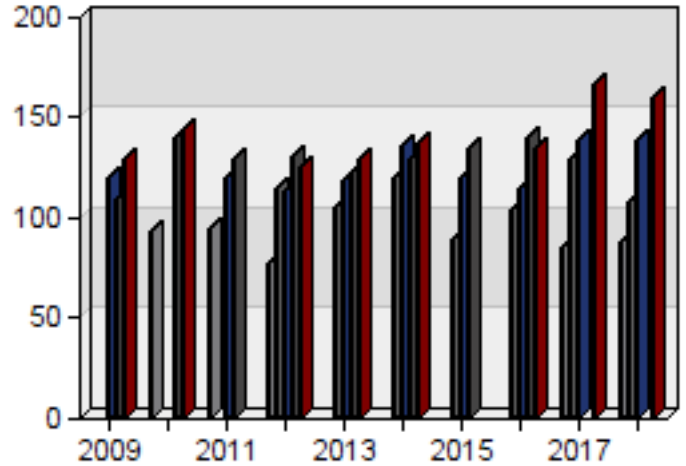
Club Number 'MS-76-5458'

Buck Live Weights



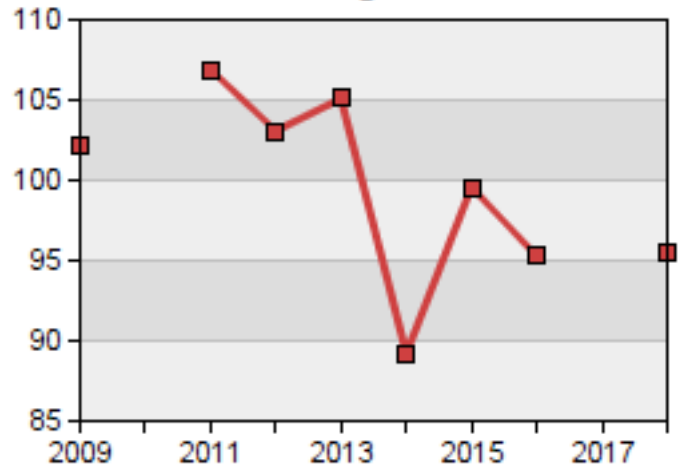
ChartDirector (unregistered) from www.advsofteng.com

Doe Live Weights



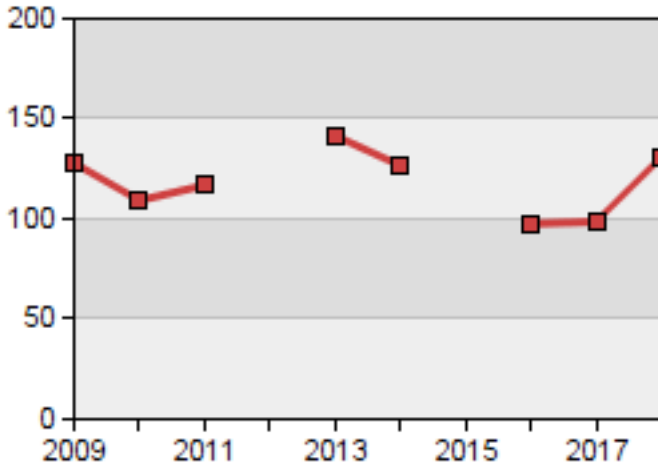
ChartDirector (unregistered) from www.advsofteng.com

2.5 Year Old Average B&C Scores



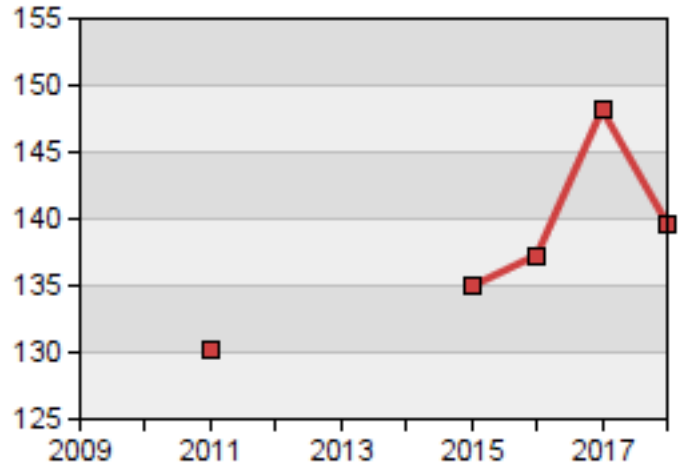
ChartDirector (unregistered) from www.advsofteng.com

3.5 Year Old Average B&C Scores



ChartDirector (unregistered) from www.advsofteng.com

4.5 Year Old Average B&C Scores



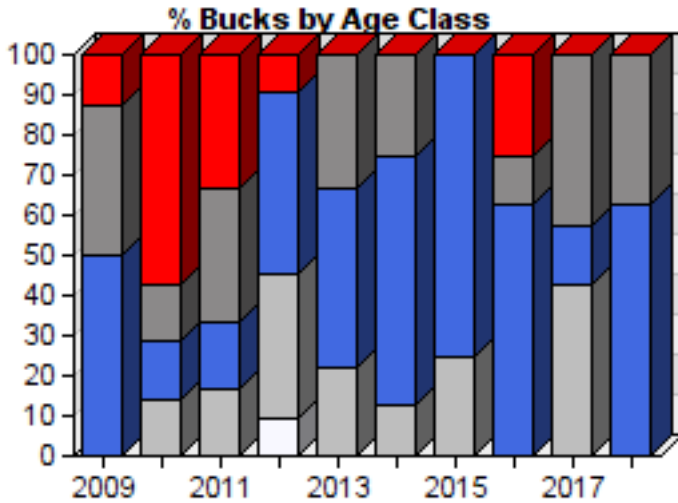
ChartDirector (unregistered) from www.advsofteng.com

WMA DMAP Report

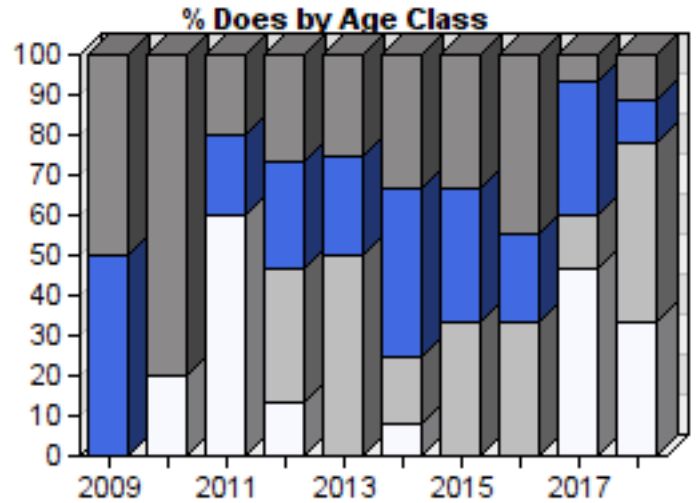
Date 7/29/2019

*** STONEVILLE WMA ***

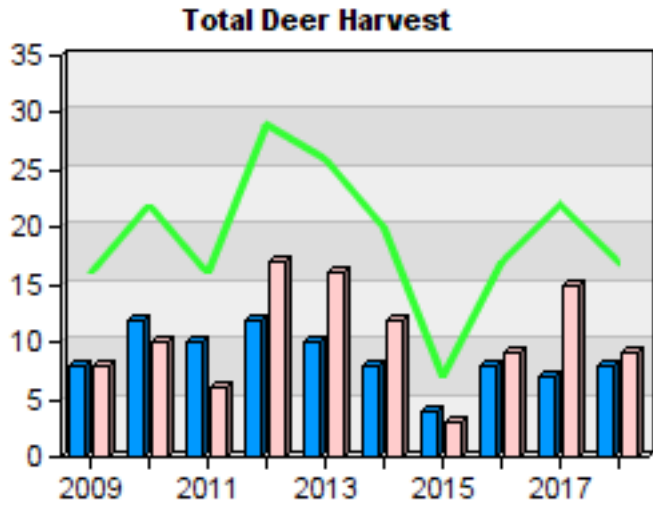
Club Number 'MS-76-5458'



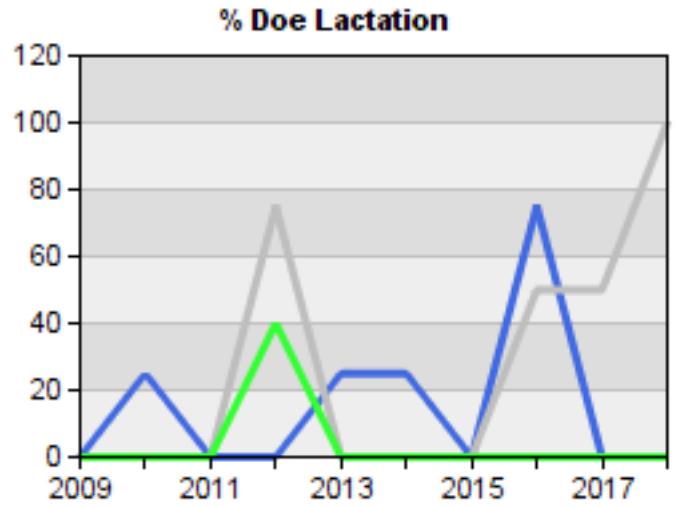
ChartDirector (unregistered) from www.advsofteng.com



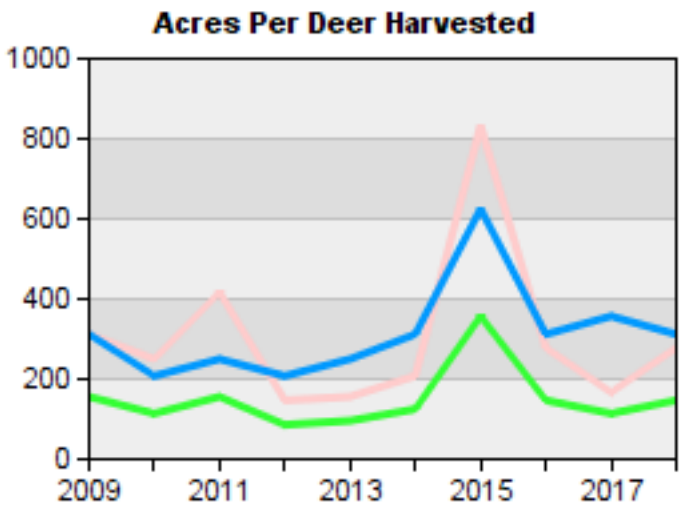
ChartDirector (unregistered) from www.advsofteng.com



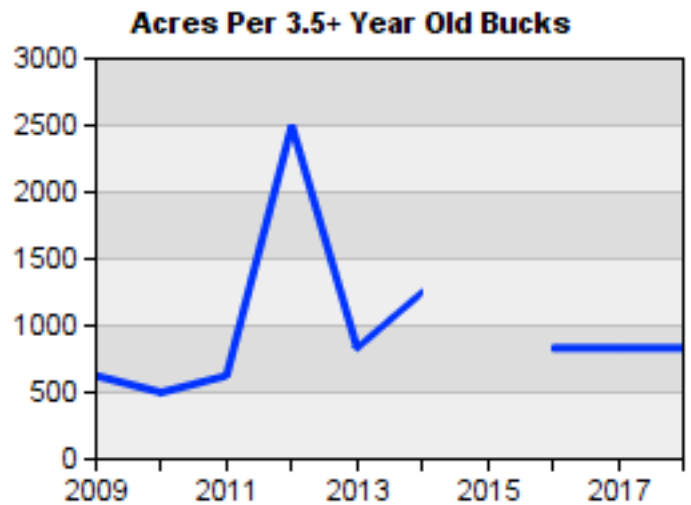
ChartDirector (unregistered) from www.advsofteng.com



ChartDirector (unregistered) from www.advsofteng.com



ChartDirector (unregistered) from www.advsofteng.com



ChartDirector (unregistered) from www.advsofteng.com