

# DMAP Harvest Report

Date 7/30/2019

\*\*\* RED CREEK WMA \*\*\*

Club Number '9602'

## 2018 Season

County = Stone  
 Soil Region = Lower Coastal Plain  
 State = MS-WMA

Biologist = Cody Haynes

Acres = 23000  
 Years on DMAP = 28  
 % Data Collected = 100

Table 1. Harvest Summary

	Number Harvested	Acres/ Deer Harvested
Bucks	1	23000
Does	0	0
<b>Totals</b>	1	23000

Table 2. Harvest History

	2018	2017	2016	2015	2014	2013	2012	2011	2010	2009	LCP 2017	Club Avg
<b>Acres</b>	23000	23000	23000	23000	23000	23000	23000	23000	23000	23000	328940	23000
<b>Total Deer</b>	1	8	19	7	4	5	5	23	34	22	1050	13
Bucks	1	8	7	1	1	3	2	15	18	6	550	6
Does	0	0	12	6	3	2	3	8	16	16	500	8
<b>Acres/Deer</b>	23000	2875	1211	3286	5750	4600	4600	1000	676	1045	313	1797
Bucks	23000	2875	3286	23000	23000	7667	11500	1533	1278	3833	598	3710
Does	0	0	1917	3833	7667	11500	7667	2875	1438	1438	658	2788

Table 3. Age Distribution

Age	Bucks		Does	
	Num	%	Num	%
0.5	0	0	0	0
1.5	0	0	0	0
2.5	1	100	0	0
3.5	0	0	0	0
4.5	0	0	0	0
5.5	0	0	0	0
6.5	0	0	0	0
7.5	0	0	0	0
8.5+	0	0	0	0
<b>Totals</b>	1		0	

# DMAP Harvest Report

Date 7/30/2019

\*\*\* RED CREEK WMA \*\*\*

Club Number '9602'

Table 4. Statistics for Doe Harvest

Age	Number Harvested	Average Live Weight	Percent Lactating
0.5	0	0	0
1.5	0	0	0
2.5	0	0	0
3.5	0	0	0
4.5	0	0	0
5.5	0	0	0
6.5	0	0	0
7.5	0	0	0
8.5+	0	0	0
<b>Totals</b>	<b>0</b>	<b>0</b>	

Table 5. Doe Harvest History

	2018	2017	2016	2015	2014	2013	2012	2011	2010	2009	LCP 2017	Club Avg
Does	0	0	4	1	1	1	3	10	16	6	500	4
Acres/Doe	0	0	5750	23000	23000	23000	7667	2300	1438	3833	658	5476
Doe Age-Wgt												
% 0.5	0	0	0	0	0	0	0	0	0	17	6	2
% 1.5	0	0	0	0	0	0	0	20	6	0	26	7
% 2.5	0	0	75	100	0	0	33	10	6	17	24	19
% 3.5+	0	0	25	0	100	100	67	70	88	67	61	71
Wght 0.5	0	0	0	0	0	0	0	0	0	6	67	6
Wght 1.5	0	0	0	0	0	0	0	64	65	0	87	64
Wght 2.5	0	0	74	0	0	0	97	100	81	98	100	85
Wght 3.5+	0	0	85	0	105	110	85	95	101	88	107	97
% Lactation												
1.5	0	0	0	0	0	0	0	0	0	0	27	0
2.5	0	0	67	0	0	0	0	100	0	100	44	57
2.5+	0	0	50	0	0	100	33	38	53	40	54	46
3.5+	0	0	0	0	0	100	50	29	57	25	59	43

# DMAP Harvest Report

Date 7/30/2019

\*\*\* RED CREEK WMA \*\*\*

Club Number '9602'

**Table 6. Statistics for Yearling Bucks**

	Number	Percent	Avg. Live Weight	Average Points
	-----	-----	-----	-----
Spikes	0	0	0	0.0
Forks	0	0	0	0.0
	-----	-----	-----	-----
Totals	0			

**Table 7. Buck Statistics**

Age	Live Weight		Points		Base		Length		Spread	
	Num	Avg	Num	Avg	Num	Avg	Num	Avg	Num	Avg
	-----	-----	-----	-----	-----	-----	-----	-----	-----	-----
0.5	0	0	0	0.0	0	0.0	0	0	0	0.0
1.5	0	0	0	0.0	0	0.0	0	0	0	0.0
2.5	1	0	1	6.0	1	3.3	1	16.5	1	12.0
3.5	0	0	0	0.0	0	0.0	0	0	0	0.0
4.5	0	0	0	0.0	0	0.0	0	0	0	0.0
5.5	0	0	0	0.0	0	0.0	0	0	0	0.0
6.5	0	0	0	0.0	0	0.0	0	0	0	0.0
7.5	0	0	0	0.0	0	0.0	0	0	0	0.0
8.5+	0	0	0	0.0	0	0.0	0	0	0	0.0

**DMAP Harvest Report**

Date 7/30/2019

\*\*\* RED CREEK WMA \*\*\*

Club Number '9602'

Table 8. Buck Harvest History (All Bucks)

	2018	2017	2016	2015	2014	2013	2012	2011	2010	2009	LCP 2017	Club Avg
Bucks	1	8	5	0	1	1	2	15	18	11	550	6
Acres/Buck	23,000	2,875	4,600	0	23,000	23,000	11,500	1,533	1,278	2,091	598	3710
% .5 Bucks	0	0	0	0	0	0	0	0	11	0	2.36	3.23
# .5 Bucks	0	0	0	0	0	0	0	0	2	0	13	0.2
Avg Weight	0	0	0	0	0	0	0	0	32	0	61	32
% 1.5 Bucks	0	0	0	0	0	0	0	13	6	9	11	6.5
# 1.5 Bucks	0	0	0	0	0	0	0	2	1	1	58	0.4
% Spikes	0	0	0	0	0	0	0	0	0	0	71	0
Avg Weight	0	0	0	0	0	0	0	129	115	92	105	116
Avg Points	0.0	0.0	0.0	0.0	0.0	0.0	0.0	5.5	5.0	3.0	3	5
Avg Base	0.0	0.0	0.0	0.0	0.0	0.0	0.0	1.8	1.0	2.5	2.0	1.8
Avg Length	0	0	0	0	0	0	0	11.9	9.9	5	6.2	11.1
Avg Spread	0.0	0.0	0.0	0.0	0.0	0.0	0.0	7.8	8.0	0.0	5.9	7.8
% 2.5 Bucks	100	25	60	0	100	100	0	13	28	18	24	27.4
# 2.5 Bucks	1	2	3	0	1	1	0	2	5	2	134	1.7
Avg Weight	0	160	132	0	130	105	0	111	136	117	133	128
Avg Points	6.0	7.0	7.0	0.0	8.0	6.0	0.0	6.0	6.2	7.0	6	7
Avg Base	3.3	3.8	3.1	0.0	2.4	1.9	0.0	2.6	3.9	3.4	3.2	3.3
Avg Length	16.5	16.5	14.6	0	13.2	13.8	0	13.2	13.7	12.2	13.9	14.1
Avg Spread	12.0	12.5	11.9	0.0	13.5	10.3	0.0	7.5	12.9	10.8	11.5	11.9
% 3.5 Bucks	0	38	40	0	0	0	100	27	28	27	34.4	31
# 3.5 Bucks	0	3	2	0	0	0	2	4	5	3	189	2
Avg Weight	0	135	148	0	0	0	155	139	148	135	143	144
Avg Points	0.0	8.0	8.0	0.0	0.0	0.0	7.0	8.3	7.0	7.7	7	8
Avg Base	0.0	3.3	4.0	0.0	0.0	0.0	4.0	4.0	4.2	4.5	3.6	4.1
Avg Length	0	16.6	18.2	0	0	0	16.5	15.1	14.9	15.6	15.0	15.7
Avg Spread	0.0	12.0	12.9	0.0	0.0	0.0	12.5	13.1	12.6	11.9	12.4	12.6
% 4.5+ Bucks	0	38	0	0	0	0	0	47	28	45	35	32.3
# 4.5+ Bucks	0	3	0	0	0	0	0	7	5	5	195	2
Avg Weight	0	135	0	0	0	0	0	155	174	133	154	152
Avg Points	0.0	9.0	0.0	0.0	0.0	0.0	0.0	7.4	8.2	7.4	8	8
Avg Base	0.0	0.0	0.0	0.0	0.0	0.0	0.0	3.8	4.8	4.1	4.0	4.2
Avg Length	0	0	0	0	0	0	0	16.4	18	17.3	17.3	17.1
Avg Spread	0.0	0.0	0.0	0.0	0.0	0.0	0.0	13.4	12.9	12.2	13.9	12.9

# DMAP Harvest Report

Date 7/30/2019

\*\*\* RED CREEK WMA \*\*\*

Club Number '9602'

Table 9. Estimated B&C Score

Age	Num	Estimated Non-typical B&C Score	Estimated Non-typical B&C Score at Maturity Minimum	Estimated Non-typical B&C Score at Maturity Maximum
-----	-----	-----	-----	-----
2.5	1	88 0/8	129 4/8	143 2/8
3.5	0	NA	NA	NA
4.5	0	NA	NA	NA
5.5+	0	NA	NA	NA

Table 10. Top Five Bucks

Rank	Estimated Non-typical B&C Score for Red Creek WMA		2017 Estimated Non-typical B&C Score for	
	Score	Age	Score	Age
-----	-----	-----	-----	-----
1	88 0/8	2.5	241 2/8	5.5
2			140 3/8	5.5
3			139 7/8	4.5
4			139 0/8	5.5
5			137 5/8	4.5

Report prepared by Cody Haynes

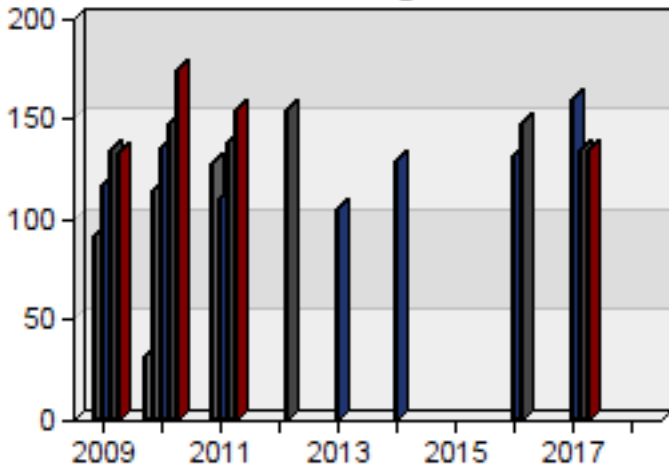
# DMAP Harvest Report

Date 7/30/2019

\*\*\* RED CREEK WMA \*\*\*

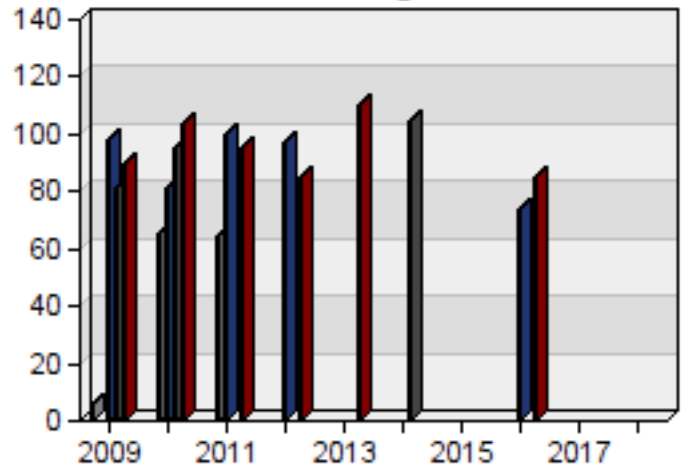
Club Number '9602'

**Buck Live Weights**



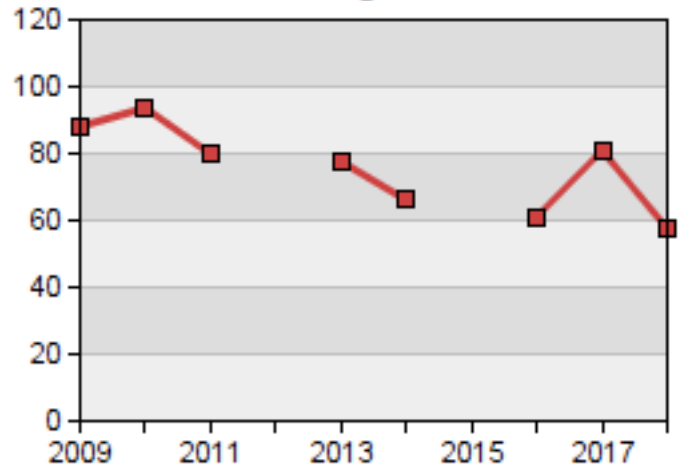
ChartDirector (unregistered) from www.advsofteng.com

**Doe Live Weights**



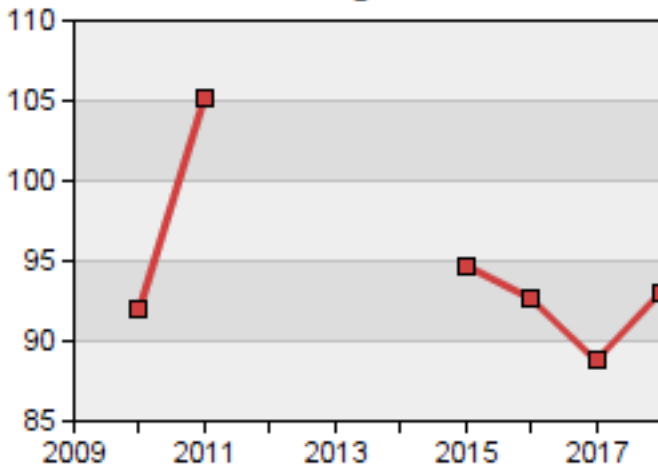
ChartDirector (unregistered) from www.advsofteng.com

**2.5 Year Old Average B&C Scores**



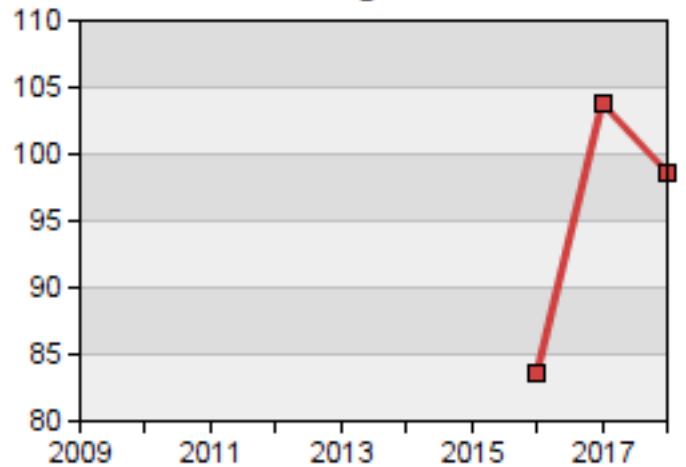
ChartDirector (unregistered) from www.advsofteng.com

**3.5 Year Old Average B&C Scores**



ChartDirector (unregistered) from www.advsofteng.com

**4.5 Year Old Average B&C Scores**



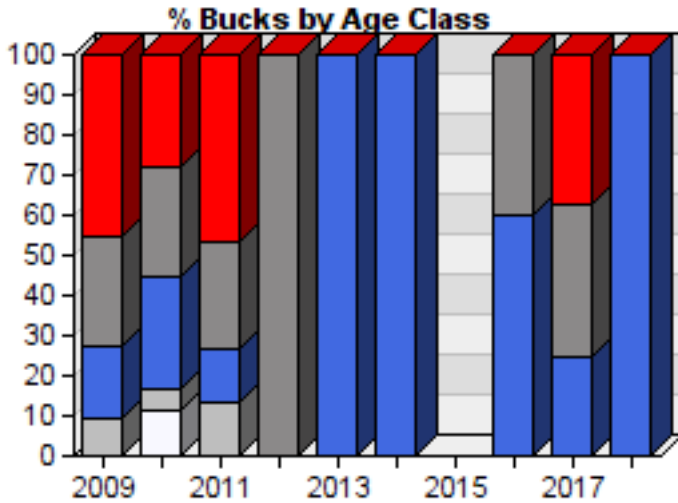
ChartDirector (unregistered) from www.advsofteng.com

# DMAP Harvest Report

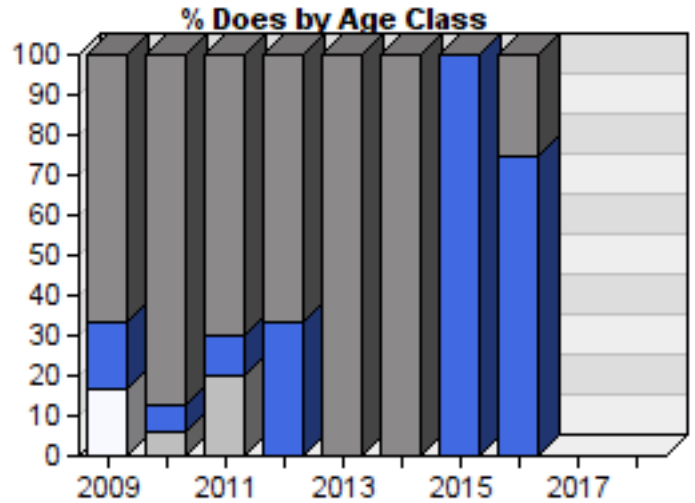
Date 7/30/2019

\*\*\* RED CREEK WMA \*\*\*

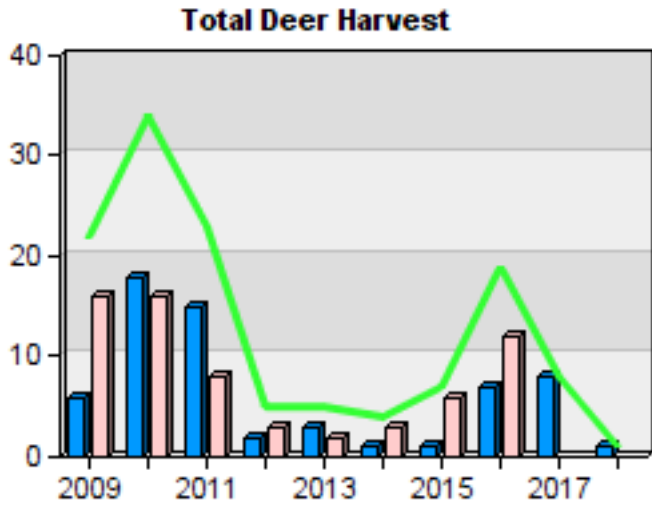
Club Number '9602'



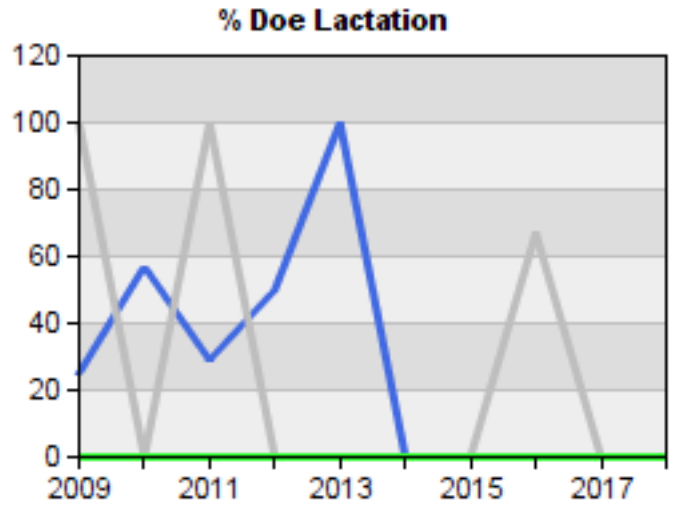
ChartDirector (unregistered) from www.advsofteng.com



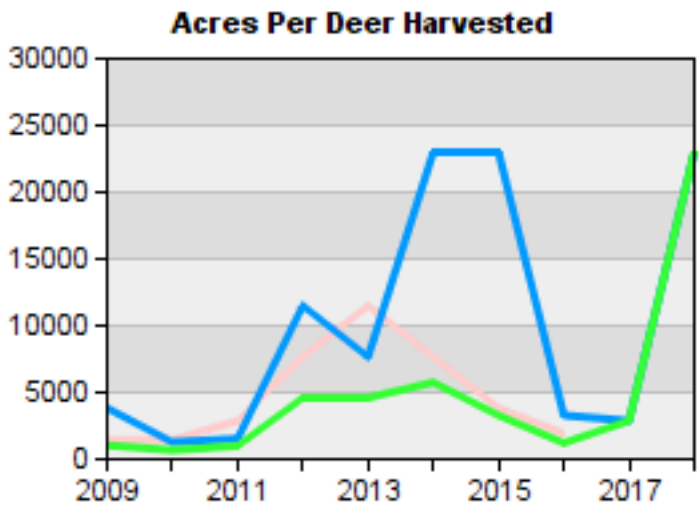
ChartDirector (unregistered) from www.advsofteng.com



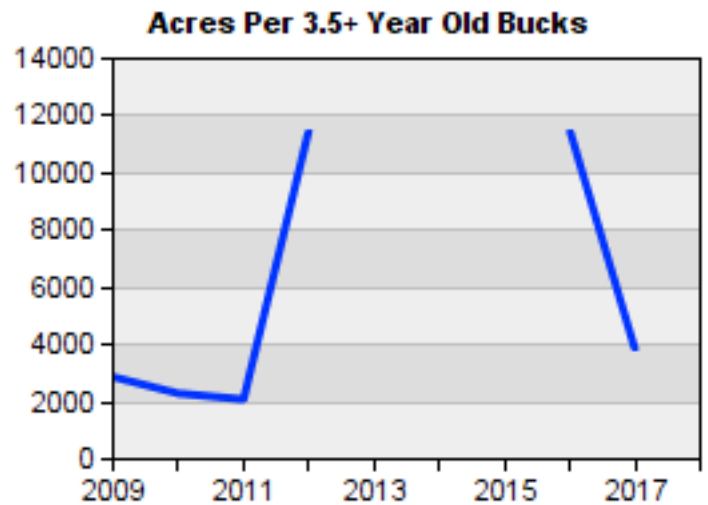
ChartDirector (unregistered) from www.advsofteng.com



ChartDirector (unregistered) from www.advsofteng.com



ChartDirector (unregistered) from www.advsofteng.com



ChartDirector (unregistered) from www.advsofteng.com

# DMAP Harvest Report

Date 7/30/2019

\*\*\* RED CREEK WMA \*\*\*

Club Number '9602'

## Harvest Recommendations

Year	Doe	Buck	Obj.*	Spread	Beam	Buck Tags	Doe Tags
------	-----	------	-------	--------	------	-----------	----------

<b>2018</b>	- _____	- _____	<u>2</u> _____	_____	_____	_____	_____
-------------	---------	---------	----------------	-------	-------	-------	-------

Criteria:

Instructions:

<b>2017</b>	- _____	- _____	<u>2</u> _____	_____	_____	_____	_____
-------------	---------	---------	----------------	-------	-------	-------	-------

<b>2016</b>	- _____	- _____	<u>2</u> _____	_____	_____	_____	_____
-------------	---------	---------	----------------	-------	-------	-------	-------

<b>2015</b>	- _____	- _____	<u>2</u> _____	_____	_____	_____	_____
-------------	---------	---------	----------------	-------	-------	-------	-------

<b>2014</b>	- _____	- _____	<u>2</u> _____	_____	_____	_____	_____
-------------	---------	---------	----------------	-------	-------	-------	-------

<b>2013</b>	- _____	- _____	<u>2</u> _____	_____	_____	_____	_____
-------------	---------	---------	----------------	-------	-------	-------	-------

<b>2012</b>	- _____	- _____	<u>1</u> _____	_____	_____	_____	_____
-------------	---------	---------	----------------	-------	-------	-------	-------

<b>2011</b>	- _____	- _____	<u>1</u> _____	_____	_____	_____	_____
-------------	---------	---------	----------------	-------	-------	-------	-------

<b>2010</b>	- _____	- _____	<u>1</u> _____	_____	_____	_____	_____
-------------	---------	---------	----------------	-------	-------	-------	-------

<b>2009</b>	_____	_____	<u>1</u> _____	_____	_____	_____	_____
-------------	-------	-------	----------------	-------	-------	-------	-------

1. Harvest as many legal bucks as possible.
2. Harvest fewer but larger-antlered bucks.
3. Harvest a limited number of trophy bucks.