



Lock B 2020 REEL FACTS

Dustin Rodgers, Dustin.Rodgers@wfp.ms.gov
Stanley Turner, Stanley.Turner@wfp.ms.gov
Telephone (662) 840-5176

General Information: Lock B, also known as the Smithville Pool or Glover Wilkens, is a 2,718-acre impoundment on the Canal Section of the Tennessee-Tombigbee Waterway (TTW). Lock B is the largest of the Canal Section pools, impounded in 1985. It is 14 miles long, with a mean depth of 7 ft. and maximum depth of 30 ft. Deep water occurs primarily in the navigation channel. Primary management authority for reservoir maintenance and operations is the U.S. Army Corps of Engineers (USACE).

Location: In Monroe and Itawamba counties. Access off of Hwy. 25 on Beans Ferry Rd., as well as at the Smithville Recreation Area off of Glover Wilkens Rd. in Smithville.

Fishery Management: Largemouth and Spotted Bass, bream, crappie, and catfish.

Purchase a Fishing License: https://www.ms.gov/mdwfp/hunting_fishing/

Amenities

- 4 public ramps with courtesy piers, parking lot, and public restrooms.
- Marina.

Creel and Size Limits

- Crappie: 9 inch minimum length limit and 30 crappie per day per angler.
- Black Bass (Largemouth, Smallmouth and Spotted): 10 bass (combined) per day per angler
- Bream: 100 (combined) per angler per day.
- Catfish: No limit.

Regulations

Yo-Yo's and Jugs

- No more than 25 jugs and no more than 25 yo-yos may be fished per person. No more than 2 hooks are allowed on each device.
- Each jug or yo-yo must be tagged or marked with angler's name and address.
- Anglers must attend jugs and yo-yos when fished during daylight hours.

Handgrabbing

- Hand grabbing season for catfish is open May 1 to July 15 each year.
- It is illegal to place any type of handgrabbing structure in the Tennessee-Tombigbee Waterway.

Fishing Tips

Crappie

- Target laydowns and water willow in shallow areas of the main lake with minnows and jigs. The Port of Fulton holds good numbers of crappie as well.

Largemouth Bass

- Try Texas-rigged plastics, topwater lures, or crankbaits in and around the lily pads in Bull Mountain Creek, particularly in the spring.

Bream

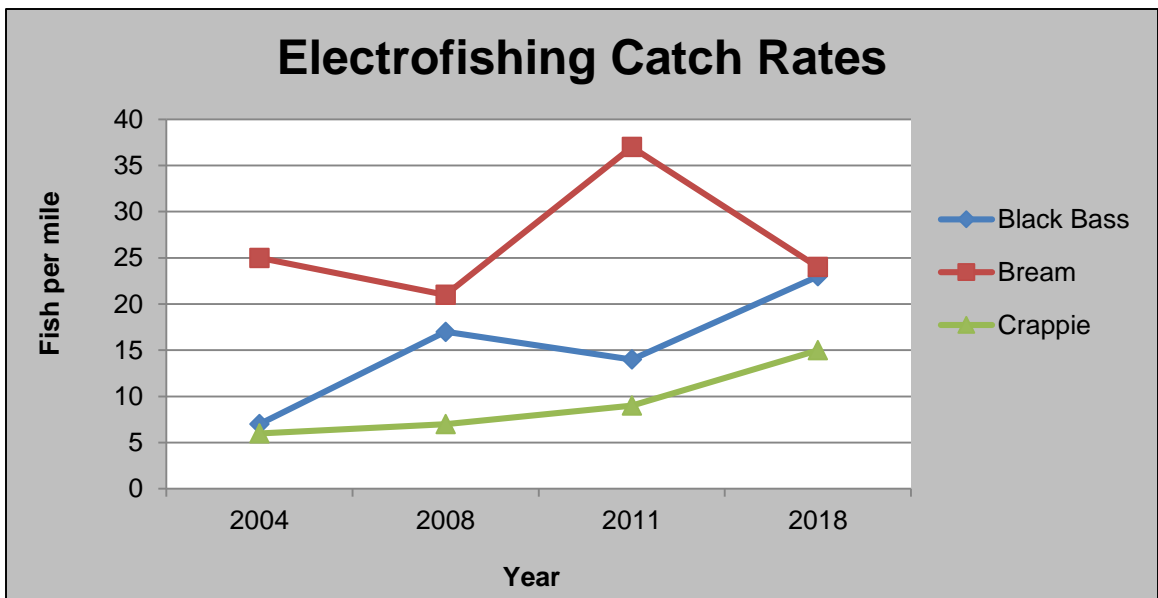
- Anglers may have success fishing with crickets or worms in shallow backwater areas.

Catfish

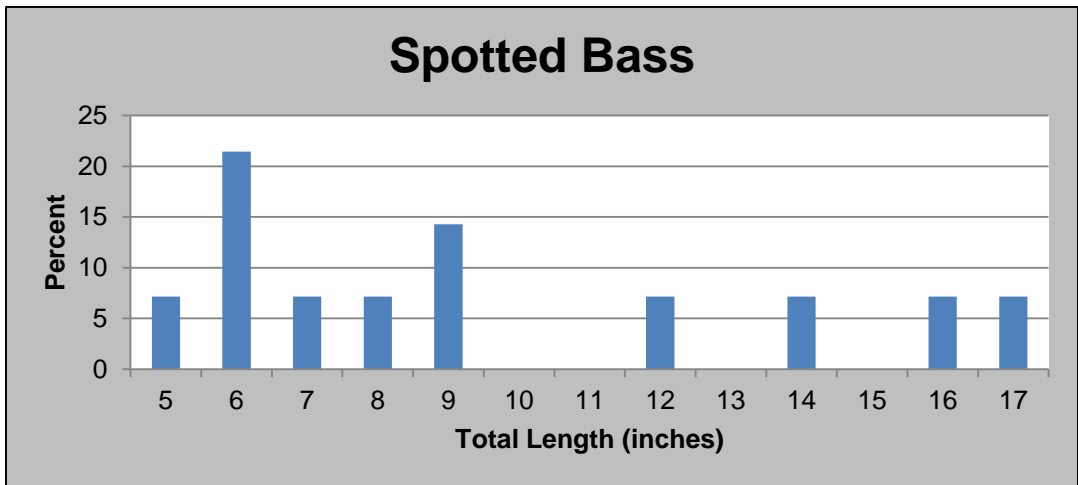
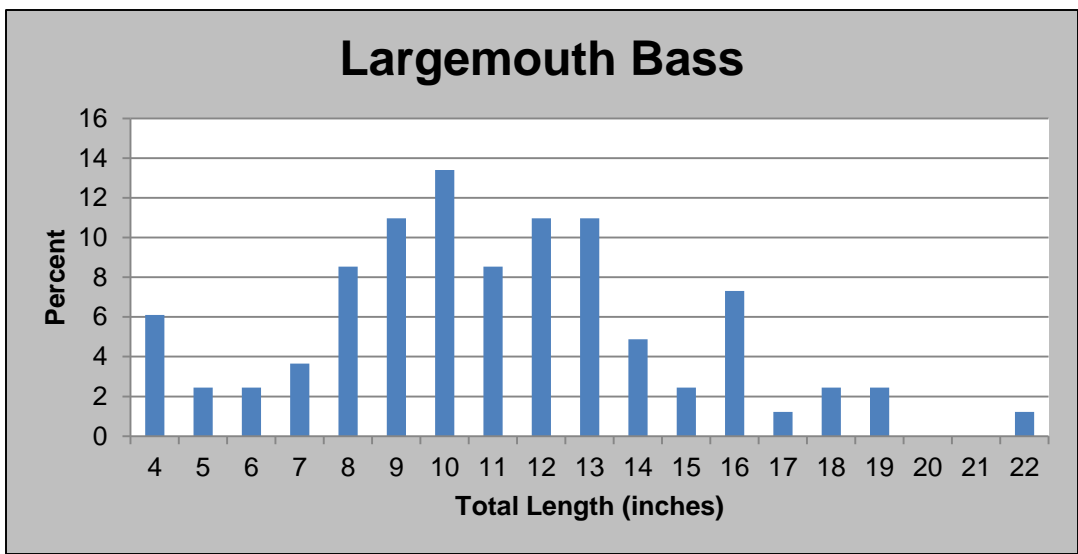
- Fishing with cut bait, worms, or commercial stink baits around rip rap or in deep holes should produce some bites.

Below: Fish species collected during 2018 fall electrofishing surveys at Lock B. Black bass and crappie made up a significant portion of the samples, indicating an abundant game fish population.

Species	# of fish collected	% of sample	Average Length (inches)	Maximum Length (inches)	Average Weight (pounds)	Catch Rate – Adult fish (fish/mile)
Gizzard Shad	8	3	1	1.2	-	3
Threadfin Shad	46	15	0.3	0.4	-	-
Chain Pickerel	1	<1	8	8	0.1	-
Blue Catfish	1	<1	34	34	-	<1
Channel Catfish	2	<1	20	22	3	<1
Flathead Catfish	1	<1	36	36	-	<1
White Bass	2	<1	8	8	0.2	<1
Warmouth	10	3	6	9	0.3	3
Bluegill	57	19	2	7	0.1	16
Longear Sunfish	4	1	0.3	0.5	-	1
Redear Sunfish	25	8	6	7	0.2	8
Spotted Bass	14	5	9	17	0.8	3
Largemouth Bass	82	27	12	23	1	23
White Crappie	39	13	11	14	0.6	13
Black Crappie	6	2	9	11	0.4	2
Yellow Perch	8	3	8	10	0.2	3

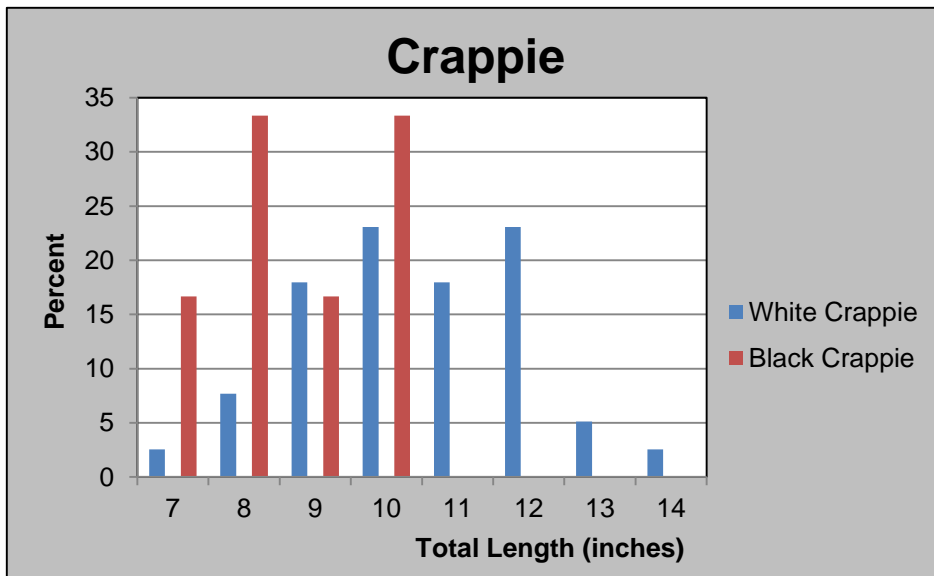


Above: Changes in catch rates at Lock B from 2004 to 2018. These impoundments are not sampled frequently, but both black bass and crappie show a positive trend in fish caught per mile. Bream numbers have declined since 2011, but Bluegill and Redear still made up more than a quarter of the fish sampled.

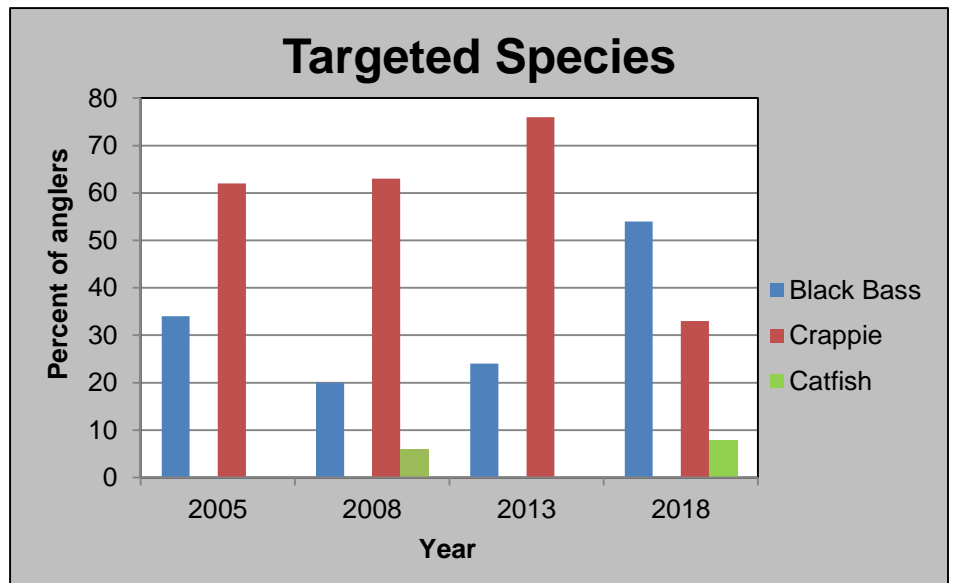


Above: Length distributions for Largemouth and Spotted Bass collected during 2018 fall electrofishing at Lock B.

Below: Length distributions for crappie collected during 2018 fall electrofishing show a high percentage of fish at or above the 9-inch minimum length limit.



Right: Percentage of anglers targeting black bass (Largemouth and Spotted), crappie, and catfish at Lock B. The percentage of bass anglers has increased significantly over the past few years, while fewer anglers targeted crappie in 2018. The TTW is not known for producing quality-sized bream, hence the lack of bream anglers.



Right: Angler catch rates at Lock B. Although angler catch rates for crappie have declined, the catch rates for crappie during shocking has increased steadily since 2004.

