

DMAP Reports - John Bell Williams WMA - 2019

NRIS ID 7635 DMAP ID MS-5963

BIOLOGIST NathanB COUNTY Itawamba and Prentiss Counties

ACRES 3198 YEARS ON DMAP 8 SOIL REGION Upper Coastal Plain

Introductory Comments

Harvest Summary

	Recommended Harvest	Number Harvested	Acres/Deer Harvested	% Data Collected
Bucks	0 - 0	1	3198	100
Does	0 - 0	2	1599	100
Totals		3	1066	100

Comments

Harvest History

	Region Avg	2019	2018	2017	2016	2015	2014	2013	2012	2011
Acres	4707	3019	3198	3198	2930	2930	2930	2930	2930	2930
Total Deer	28.6	4	3	5	7	4	6	3	5	1
Bucks	11.8	2	1	2	2	1	3	1	3	1
Does	16.7	2	2	3	5	3	3	2	2	0
Acres/Deer	164	679	1066	639	456	732	488	976	586	2930
Bucks	397	1509	3198	1599	2930	976	2930	976	2930	732
Does	281	1235	1599	1066	639	976	976	1465	1465	N/A

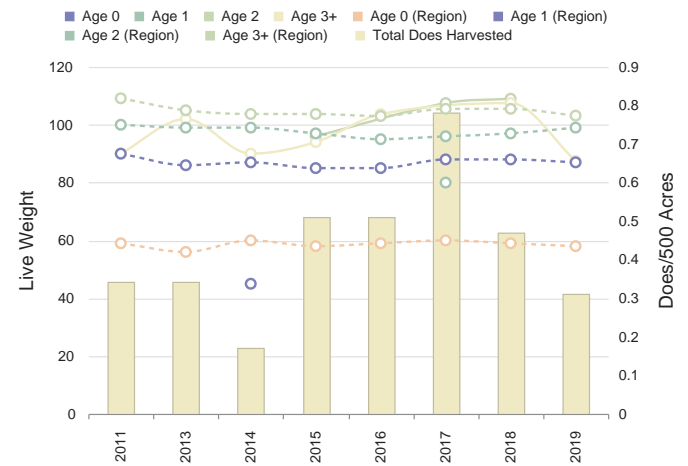
Comments

Doe Harvest History

	Region Avg	2019	2018	2017	2016	2015	2014	2013	2012	2011
Does	16.7	2	2	3	5	3	3	2	2	0
Acres/Doe	287.0	1206	1599	1066	639	976	976	1465	1465	1465
% .5 Does	10.4	50	N/A	N/A	N/A	N/A	N/A	50	N/A	N/A
# .5 Does	1.8	1	0	0	0	0	0	1	0	0
Avg Weight	58.8	45	N/A	N/A	N/A	N/A	N/A	45	N/A	N/A
% 1.5 Does	19.2	20	N/A	N/A	20	N/A	N/A	N/A	N/A	N/A
# 1.5 Does	3.3	1	0	0	1	0	0	0	0	0
Avg Weight	86.6	80	N/A	N/A	80	N/A	N/A	N/A	N/A	N/A
% 2.5 Does	15.4	48	N/A	33	80	N/A	33	N/A	N/A	N/A
# 2.5 Does	2.7	2	0	1	4	0	1	0	0	0
Avg Weight	96.8	104	N/A	109	107	N/A	96	N/A	N/A	N/A
% 3.5+ Does	50.0	83	100	66	N/A	100	66	50	100	N/A
# 3.5+ Does	8.5	2	2	2	0	3	2	1	2	0
Avg Weight	103.2	89	87	107	N/A	103	94	90	102	N/A
% Lactation	N/A	-								
1.5	10.0	NaN	N/A	N/A	0	N/A	N/A	N/A	N/A	N/A
2.5	49.4	50	N/A	0	50	N/A	0	N/A	N/A	N/A
2.5+	56.6	66	50	0	100	66	33	100	0	N/A
3.5+	59.0	63	50	0	N/A	66	50	100	0	N/A

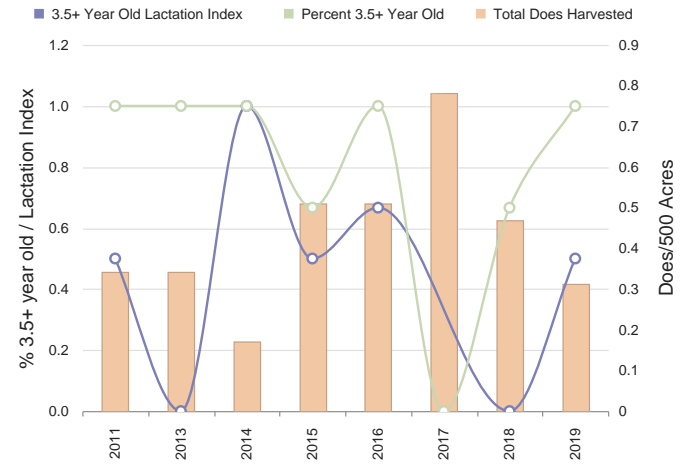
Comments

Doe Weights with Harvest

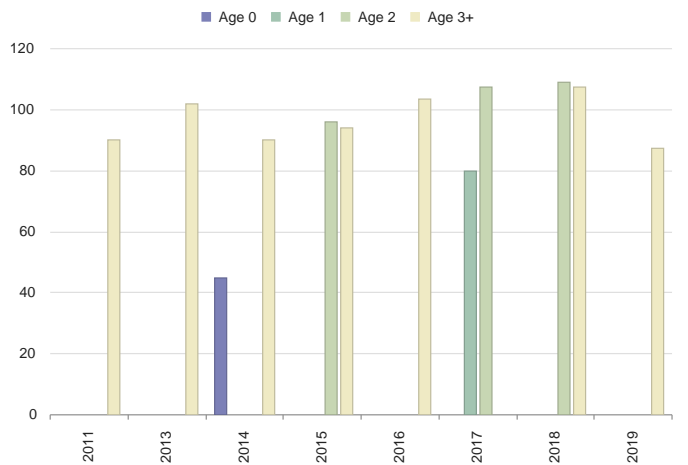


Comments

Doe Age Structure in Relation to Harvest and Lactation Rates



Doe Live Weights

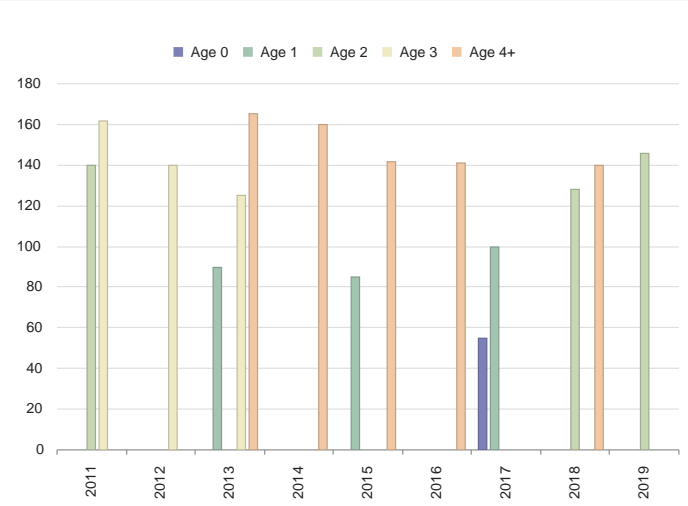


Comments

Buck Harvest History

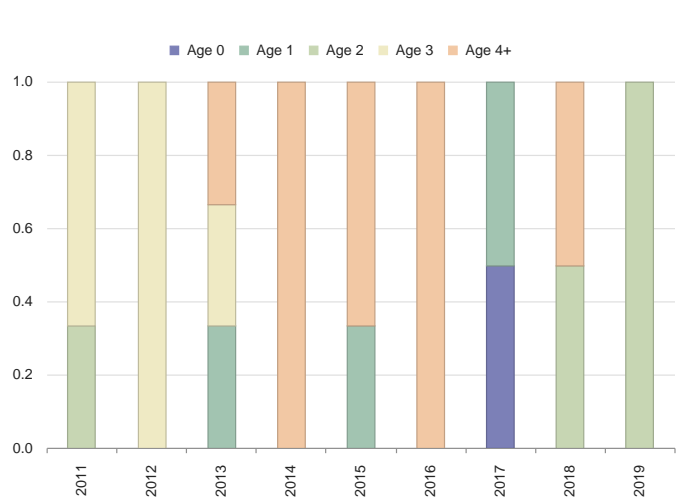
	Region	Avg	2019	2018	2017	2016	2015	2014	2013	2012	2011
Bucks	11.8	2	1	2	2	1	3	1	3	1	4
Acres/Buck	401.8	1985	3198	1599	1599	2930	976	2930	976	2930	732
% .5 Bucks	4.8	50	N/A	N/A	50	N/A	N/A	N/A	N/A	N/A	N/A
# .5 Bucks	0.6	1	0	0	1	0	0	0	0	0	0
Avg Weight	59.0	55	N/A	N/A	55	N/A	N/A	N/A	N/A	N/A	N/A
% 1.5 Bucks	13.0	38	N/A	N/A	50	N/A	33	N/A	33	N/A	N/A
# 1.5 Bucks	1.6	1	0	0	1	0	1	0	1	0	0
% Spikes	66.4	100	N/A	N/A	100	N/A	0	N/A	0	N/A	N/A
Avg Weight	99.0	91	N/A	N/A	100	N/A	85	N/A	90	N/A	N/A
Avg Points	2.6	3	N/A	N/A	2.0	N/A	5.0	N/A	4.0	N/A	N/A
Avg Base	1.4	2	N/A	N/A	1.4	N/A	3.5	N/A	2.0	N/A	N/A
Avg Length	4.8	5	N/A	N/A	3.5	N/A	6.0	N/A	7.1	N/A	N/A
Avg Spread	4.6	4	N/A	N/A	3.0	N/A	5.5	N/A	5.5	N/A	N/A
% 2.5 Bucks	19.2	58	100	50	N/A	N/A	N/A	N/A	N/A	N/A	25
# 2.5 Bucks	2.3	1	1	1	0	0	0	0	0	0	1
Avg Weight	134.4	138	146	128	N/A	N/A	N/A	N/A	N/A	N/A	140
Avg Points	6.5	8	9.0	8.0	N/A	N/A	N/A	N/A	N/A	N/A	8.0
Avg Base	3.1	2	2.8	2.3	N/A	N/A	N/A	N/A	N/A	N/A	2.8
Avg Length	13.6	14	16.0	14.8	N/A	N/A	N/A	N/A	N/A	N/A	13.3
Avg Spread	11.0	11	10.3	12.3	N/A	N/A	N/A	N/A	N/A	N/A	11.0
% 3.5 Bucks	26.4	61	N/A	N/A	N/A	N/A	N/A	N/A	33	100	50
# 3.5 Bucks	3.2	1	0	0	0	0	0	0	1	1	2
Avg Weight	146.8	142	N/A	N/A	N/A	N/A	N/A	N/A	125	140	161
Avg Points	7.3	7	N/A	N/A	N/A	N/A	N/A	N/A	8.0	6.0	8.5
Avg Base	3.7	2	N/A	N/A	N/A	N/A	N/A	N/A	3.5	1.5	3.8
Avg Length	15.6	14	N/A	N/A	N/A	N/A	N/A	N/A	14.0	12.0	16.4
Avg Spread	12.7	12	N/A	N/A	N/A	N/A	N/A	N/A	11.8	13.5	12.6
% 4.5+ Bucks	28.4	69	N/A	50	N/A	100	66	100	33	N/A	N/A
# 4.5+ Bucks	3.4	1	0	1	0	1	2	1	1	0	0
Avg Weight	158.6	149	N/A	140	N/A	141	141	160	165	N/A	N/A
Avg Points	8.0	8	N/A	8.0	N/A	8.0	8.5	8.0	8.0	N/A	N/A
Avg Base	4.1	3	N/A	4.5	N/A	4.0	4.2	2.1	4.0	N/A	N/A
Avg Length	17.6	18	N/A	19.5	N/A	20.6	18.6	17.5	17.0	N/A	N/A
Avg Spread	14.3	14	N/A	16.0	N/A	15.5	13.3	13.5	15.0	N/A	N/A

Buck Live Weights



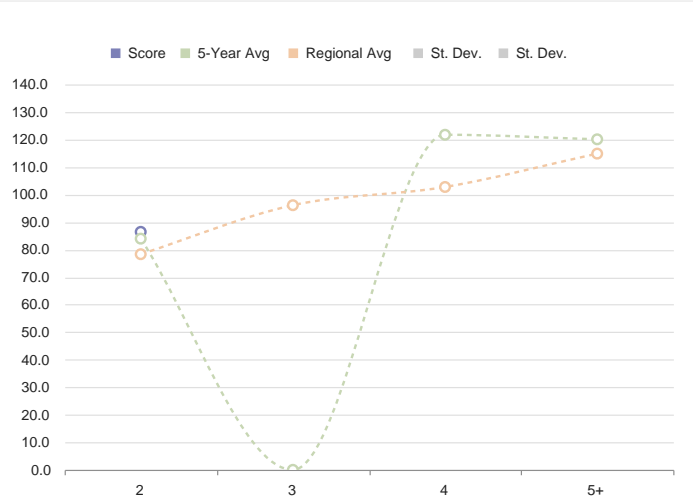
Comments

% Bucks by Age Class



Comments

B&C Score by Age



Comments

Estimated Non-typical B&C Score				
Age	Num	At Harvest	At Maturity (Min)	At Maturity (Max)
2.5	1	86 4/8	116 7/8	140 5/8
3.5	0	0	0	0
4.5	0	0	0	0
5.5+	0	0	0	0