

DMAP Reports - Ward Bayou WMA - 2020

NRIS ID 7022 DMAP ID 9609

BIOLOGIST DA COUNTY Jackson County, MS

ACRES 13234 YEARS ON DMAP 28 SOIL REGION Coastal Flatwoods

Introductory Comments

Harvest History

	2016-2020	Region Avg			2020	2019	2018	2017	2016	2015	2014	2013	2012	2011	2010	2009
Acres	13234	17069	13169	13234	13234	13234	13234	13234	13234	13234	13234	13234	13234	13234	13234	13234
Total Deer	5	60.4	14	0	5	5	4	11	10	15	13	14	14	15		
Bucks	3	20.8	7	0	3	4	4	4	4	1	4	6	9	5	8	
Does	2	39.6	6	0	2	1	0	7	9	11	7	5	9	7		
Acres/Deer	2450	282	933	N/A	2646	2646	3308	1203	1323	882	1018	945	945	882	1323	
Bucks	3583	820	1689	N/A	4411	3308	3308	3308	13234	3308	2205	1470	2646	1654	2646	
Does	7247	431	2086	N/A	6617	13234	N/A	1890	1470	1203	1890	2646	1470	1890	2646	

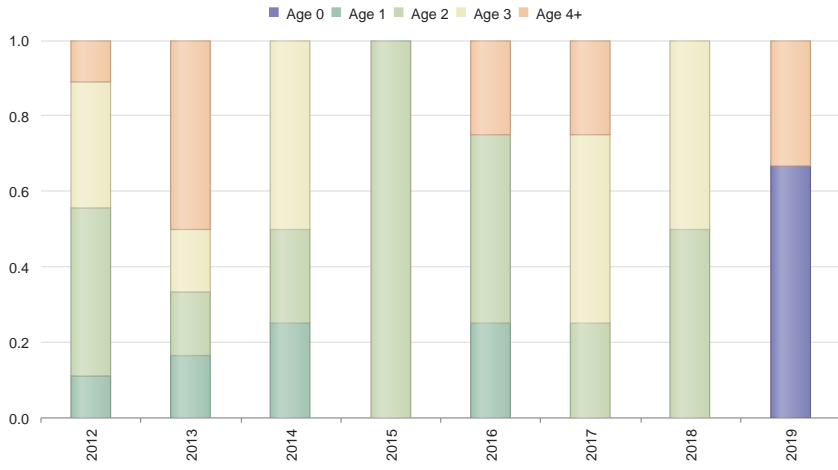
Comments

Buck Harvest History

	2016-2020	Region Avg			2020	2019	2018	2017	2016	2015	2014	2013	2012	2011	2010	2009	2008
Bucks	3	20.8	9.0	0	3	4	4	4	1	4	6	9	5	8	5		
Acres/Buck	3583	824.2	2650.7	N/A	4411	3308	3308	3308	13234	3308	2205	1470	2646	1654	2646	1470	
% .5 Bucks	66	9.2	41.0	N/A	66	N/A	N/A	N/A	N/A	N/A	N/A	N/A	N/A	N/A	N/A	N/A	
# .5 Bucks	0	2.0	1.5	0	2	0	0	0	0	0	0	0	0	0	0	0	
Avg Weight	22	55.4	26.0	N/A	22	N/A	N/A	N/A	N/A	N/A	N/A	N/A	N/A	N/A	N/A	N/A	
% 1.5 Bucks	25	12.0	21.1	N/A	N/A	N/A	N/A	25	N/A	25	16	11	N/A	N/A	N/A	N/A	
# 1.5 Bucks	0	2.6	2.7	0	0	0	0	1	0	1	1	1	0	0	0	0	
% Spikes	100	66.6	90.0	N/A	N/A	N/A	N/A	100	N/A	100	0	100	N/A	N/A	N/A	N/A	
Avg Weight	80	93.0	97.5	N/A	N/A	N/A	N/A	80	N/A	120	102	58	N/A	N/A	N/A	N/A	
Avg Points	2	2.3	2.9	N/A	N/A	N/A	N/A	2.0	N/A	2.0	6.0	1.0	N/A	N/A	N/A	N/A	
Avg Base	0	1.1	1.7	N/A	N/A	N/A	N/A	0.8	N/A	0.0	2.5	0.0	N/A	N/A	N/A	N/A	
Avg Length	7	2.6	6.0	N/A	N/A	N/A	N/A	7.0	N/A	6.5	10.0	1.8	N/A	N/A	N/A	N/A	
Avg Spread	9	3.4	6.1	N/A	N/A	N/A	N/A	9.3	N/A	0.0	8.5	0.0	N/A	N/A	N/A	N/A	
% 2.5 Bucks	41	34.0	38.2	N/A	N/A	50	25	50	100	25	16	44	N/A	N/A	N/A	N/A	
# 2.5 Bucks	1	6.8	3.4	0	0	2	1	2	1	1	1	4	0	0	0	0	
Avg Weight	132	131.0	128.3	N/A	N/A	127	125	144	120	125	109	128	N/A	N/A	N/A	N/A	
Avg Points	5	5.6	5.9	N/A	N/A	4.5	7.0	4.5	7.0	5.0	6.0	7.8	N/A	N/A	N/A	N/A	
Avg Base	3	2.9	2.8	N/A	N/A	3.0	4.8	2.3	3.5	3.0	2.6	2.6	N/A	N/A	N/A	N/A	
Avg Length	11	12.1	11.4	N/A	N/A	11.4	13.8	11.4	13.9	13.0	12.8	12.9	N/A	N/A	N/A	N/A	
Avg Spread	10	9.7	9.7	N/A	N/A	10.9	12.0	9.5	11.8	11.0	8.5	10.8	N/A	N/A	N/A	N/A	
% 3.5 Bucks	50	25.0	40.8	N/A	N/A	50	50	N/A	N/A	50	16	33	20	12	80		
# 3.5 Bucks	0	5.4	3.8	0	0	2	2	0	0	2	1	3	1	1	4		
Avg Weight	142	129.6	142.5	N/A	N/A	150	135	N/A	N/A	148	140	124	162	144	158		
Avg Points	7	6.6	6.5	N/A	N/A	7.0	8.5	N/A	N/A	6.5	6.0	7.7	8.0	7.0	7.8		
Avg Base	3	3.3	3.1	N/A	N/A	3.8	3.8	N/A	N/A	3.0	3.0	3.3	3.6	3.4	3.9		
Avg Length	14	13.2	13.8	N/A	N/A	14.1	15.9	N/A	N/A	13.1	14.5	14.1	17.3	12.0	17.0	11.4	
Avg Spread	11	9.6	11.5	N/A	N/A	11.4	11.0	N/A	N/A	13.1	10.8	12.0	12.5	11.8	14.9	11.4	
% 4.5+ Bucks	27	17.0	28.7	N/A	33	N/A	25	25	N/A	N/A	50	11	80	75	20		
# 4.5+ Bucks	0	3.8	2.5	0	1	0	1	1	0	0	3	1	4	6	1		
Avg Weight	154	146.6	148.3	N/A	130	N/A	172	160	N/A	N/A	147	141	168	144	210		
Avg Points	7	7.8	7.4	N/A	8.0	N/A	7.0	8.0	N/A	N/A	6.7	6.0	8.0	6.7	8.0		
Avg Base	4	4.3	3.7	N/A	4.0	N/A	4.1	4.1	N/A	N/A	4.6	3.2	3.9	4.1	4.4		
Avg Length	14	16.8	16.2	N/A	15.8	N/A	13.8	16.4	N/A	N/A	17.7	16.3	17.1	15.7	20.4	11.4	
Avg Spread	12	12.9	12.6	N/A	13.0	N/A	12.5	12.5	N/A	N/A	14.5	9.3	14.6	11.9	13.8	11.4	

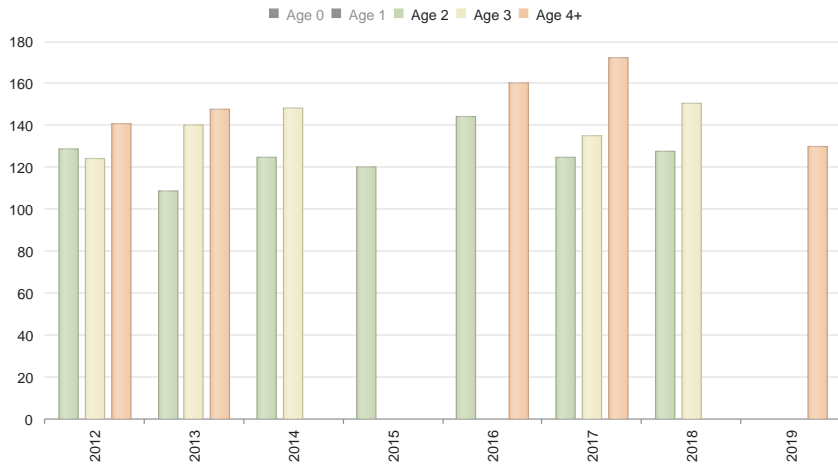
Comments

% Bucks by Age Class



Comments

Buck Live Weights



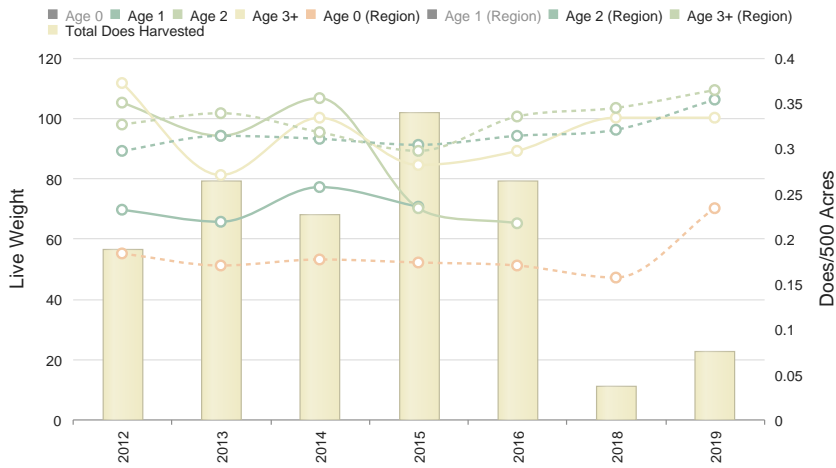
Comments

Doe Harvest History

	2016-2020	Region Avg	2020	2019	2018	2017	2016	2015	2014	2013	2012	2011	2010	2009	2008
Does	2	39.6	7.0	0	2	1	0	7	9	11	7	5	9	7	5
Acres/Doe	7247	461.0	3165.9	N/A	6617	13234	N/A	1890	1470	1203	1890	2646	1470	1890	2646
% .5 Does	NaN	3.6	18.7	N/A	N/A	N/A	N/A	N/A	N/A	27	N/A	N/A	11	14	20
# .5 Does	0	1.6	1.3	0	0	0	0	0	0	3	0	0	1	1	1
Avg Weight	NaN	50.8	52.7	N/A	N/A	N/A	N/A	N/A	N/A	66	N/A	N/A	58	40	50
% 1.5 Does	NaN	22.6	33.4	N/A	N/A	N/A	N/A	N/A	44	27	57	40	22	N/A	N/A
# 1.5 Does	0	9.2	2.6	0	0	0	0	0	4	3	4	2	2	0	0
Avg Weight	NaN	89.2	77.4	N/A	N/A	N/A	N/A	N/A	70	77	65	69	81	N/A	N/A
% 2.5 Does	28	25.6	29.6	N/A	N/A	N/A	N/A	28	11	18	14	20	11	28	40
# 2.5 Does	0	9.4	2.6	0	0	0	0	2	1	2	1	1	1	2	2
Avg Weight	65	98.2	85.8	N/A	N/A	N/A	N/A	65	70	106	94	105	82	93	90
% 3.5+ Does	90	45.6	50.8	N/A	100	100	N/A	71	44	9	28	40	55	57	40
# 3.5+ Does	1	18.8	3.0	0	2	1	0	5	4	1	2	2	5	4	2
Avg Weight	96	100.8	87.9	N/A	100	100	N/A	89	63	100	81	111	96	78	78
% Lactation	NaN	N/A	-												
1.5	NaN	16.4	24.3	N/A	N/A	N/A	N/A	N/A	0	0	0	0	0	N/A	N/A
2.5	50	74.4	62.1	N/A	N/A	N/A	N/A	50	100	100	0	0	0	0	0
2.5+	59	71.6	52.5	N/A	50	100	N/A	28	40	66	0	33	66	33	50
3.5+	56	68.2	61.2	N/A	50	100	N/A	20	25	0	0	50	80	50	100

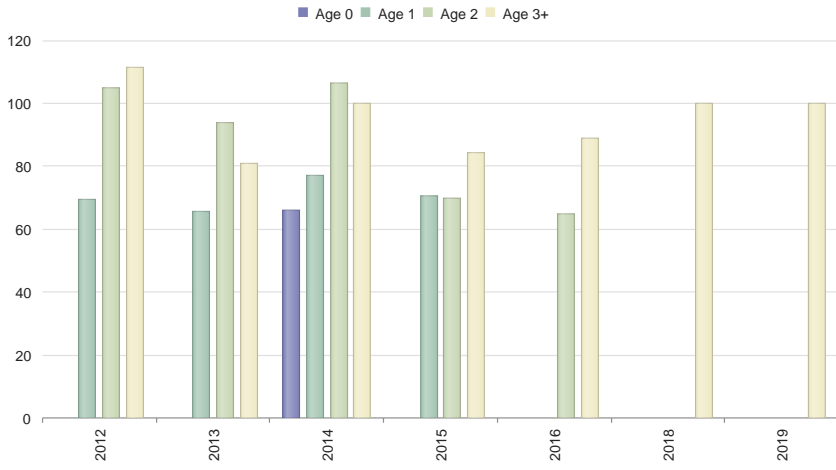
Comments

Doe Weights with Harvest



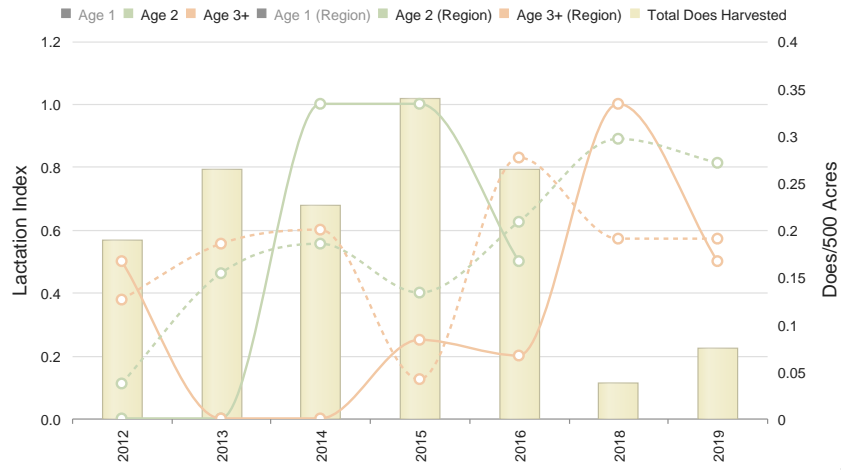
Comments

Doe Live Weights



Comments

% Doe Lactation



Comments