

DMAP Reports - Charles Ray Nix WMA - 2021

NRIS ID 6481 DMAP ID 54000

BIOLOGIST Holder COUNTY Panola County, MS

ACRES 4000 YEARS ON DMAP 17 SOIL REGION Upper Thick Loess

Introductory Comments

Harvest Summary

	Recommended Harvest	Number Harvested	Acres/Deer Harvested	% Data Collected
Bucks	0 - 0	27	148	100
Does	0 - 0	44	90	97
Totals		71	56	98

Comments

Harvest History

	Region Avg	2021	2020	2019	2018	2017	2016	2015	2014	2013	2012	2011	2010
Acres	147048	4000	4000	4000	4000	4000	4000	4000	4000	4000	4000	4000	4000
Total Deer	3055.6	73	71	58	57	48	87	96	90	67	67	89	66
Bucks	1035.2	30	27	33	23	12	32	28	36	28	30	42	34
Does	2020.4	43	44	25	34	36	55	68	54	39	37	47	32
Acres/Deer	48	54	56	68	70	83	45	41	44	59	59	44	60
Bucks	142	132	148	121	173	333	125	142	111	142	133	95	117
Does	72	92	90	160	117	111	72	58	74	102	108	85	125

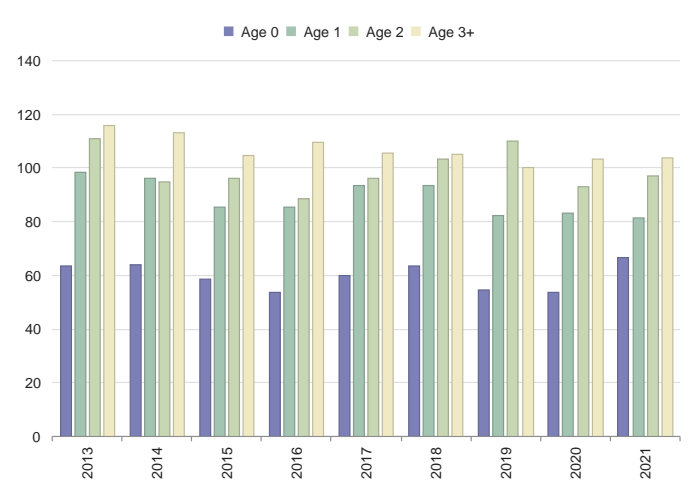
Comments

Doe Harvest History

	Region Avg	2021	2020	2019	2018	2017	2016	2015	2014	2013	2012	2011	2010
Does	2020.4	43.1	44	25	34	36	55	68	54	39	37	47	32
Acres/Doe	72.6	98.1	90	160	117	111	72	58	74	102	108	85	125
% .5 Does	6.2	16.2	13	20	23	8	18	20	14	25	18	14	18
# .5 Does	136.0	7.3	6	5	8	3	10	14	8	10	7	7	6
Avg Weight	63.2	59.9	66	53	54	63	60	53	58	63	63	63	61
% 1.5 Does	18.4	20.3	15	24	29	13	18	27	16	10	24	17	25
# 1.5 Does	381.6	8.9	7	6	10	5	10	19	9	4	9	8	8
Avg Weight	97.8	88.2	81	83	82	93	93	85	85	96	98	89	88
% 2.5 Does	16.6	17.3	4	20	5	16	16	10	9	5	10	17	18
# 2.5 Does	345.8	7.6	2	5	2	6	9	7	5	2	4	8	6
Avg Weight	109.0	100.3	97	93	110	103	96	88	96	95	111	100	104
% 3.5+ Does	55.2	44.5	61	36	41	50	47	41	59	58	45	51	37
# 3.5+ Does	1123.6	19.4	27	9	14	18	26	28	32	23	17	24	12
Avg Weight	116.2	107.2	103	102	99	104	105	109	103	113	114	110	110
% Lactation	N/A	-											
1.5	8.6	21.0	0	0	0	20	0	0	0	0	22	0	0
2.5	52.6	45.0	0	20	0	16	66	42	40	50	0	62	16
2.5+	60.6	53.1	62	50	18	50	68	65	59	52	42	62	38
3.5+	63.0	58.4	66	66	21	61	69	71	62	52	52	62	50

Comments

Doe Live Weights



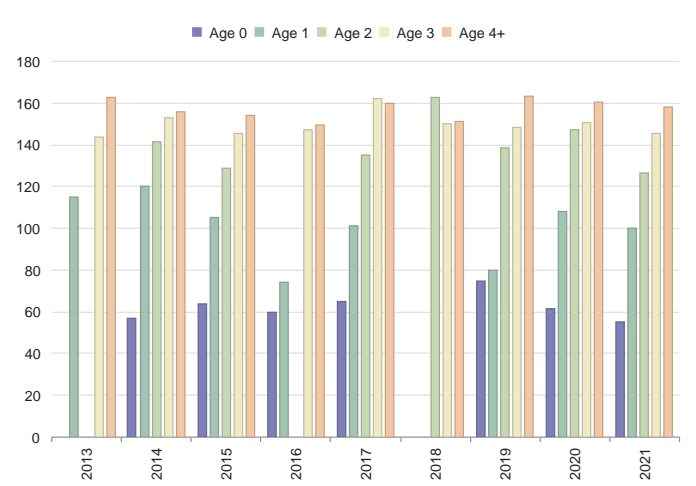
Comments

Buck Harvest History

	Region	Avg	2021	2020	2019	2018	2017	2016	2015	2014	2013	2012	2011
Bucks	1035.2	30.2	27	33	23	12	32	28	36	28	30	42	34
Acres/Buck	142.4	149.3	148	121	173	333	125	142	111	142	133	95	117
% .5 Bucks	5.0	11.1	18	9	8	N/A	9	3	22	10	N/A	4	N/A
# .5 Bucks	56.2	3.3	5	3	2	0	3	1	8	3	0	2	0
Avg Weight	64.0	61.2	55	61	75	N/A	65	60	63	57	N/A	52	N/A
% 1.5 Bucks	12.8	11.4	11	9	4	N/A	15	10	5	7	3	4	N/A
# 1.5 Bucks	135.2	4.0	3	3	1	0	5	3	2	2	1	2	0
% Spikes	71.4	68.2	66	66	100	N/A	80	100	50	50	100	100	N/A
Avg Weight	111.4	101.1	100	108	80	N/A	101	74	105	120	115	104	N/A
Avg Points	2.3	2.1	2.0	2.0	2.0	N/A	2.0	1.0	1.5	2.0	0.0	1.0	N/A
Avg Base	1.4	1.3	1.5	2.0	0.5	N/A	1.4	0.3	0.0	0.8	0.0	1.0	N/A
Avg Length	3.7	4.3	7.0	5.3	1.0	N/A	3.1	2.2	6.8	5.0	0.0	0.4	N/A
Avg Spread	4.1	3.7	6.0	0.0	3.0	N/A	2.0	0.0	5.0	4.0	0.0	1.5	N/A
% 2.5 Bucks	5.4	20.6	11	6	34	25	9	3	2	14	N/A	23	23
# 2.5 Bucks	62.6	6.2	3	2	8	3	3	1	1	4	0	10	8
Avg Weight	145.8	142.9	126	147	138	162	135	0	129	141	N/A	146	145
Avg Points	6.5	7.2	5.0	8.5	6.4	9.0	6.0	0.0	8.0	4.8	N/A	5.6	7.1
Avg Base	3.2	3.3	2.6	3.7	3.4	3.9	3.0	2.5	3.0	2.0	N/A	3.7	3.5
Avg Length	13.6	15.5	12.2	17.0	14.8	18.5	15.8	15.5	13.8	9.6	N/A	14.2	15.7
Avg Spread	11.4	12.2	10.0	13.0	12.3	14.4	12.2	13.0	12.0	6.9	N/A	11.5	12.7
% 3.5 Bucks	16.2	31.1	25	39	30	25	34	35	25	14	36	40	55
# 3.5 Bucks	174.2	9.8	7	13	7	3	11	10	9	4	11	17	19
Avg Weight	165.0	155.2	145	150	148	150	162	147	145	152	144	153	153
Avg Points	7.6	7.8	8.7	7.9	8.3	7.7	7.8	6.8	7.9	7.8	6.7	7.5	7.4
Avg Base	3.9	3.8	4.0	3.9	3.9	3.8	3.6	3.3	3.6	3.9	2.6	3.6	3.8
Avg Length	16.8	17.6	19.3	18.8	18.0	18.0	17.2	15.8	18.4	16.7	11.7	14.7	16.1
Avg Spread	13.9	13.7	14.8	14.7	13.3	13.2	13.6	11.3	14.3	14.0	10.5	11.3	12.0
% 4.5+ Bucks	54.6	27.5	33	36	21	50	31	46	44	53	50	21	14
# 4.5+ Bucks	571.4	8.1	9	12	5	6	10	13	16	15	15	9	5
Avg Weight	183.0	163.6	154	160	163	151	159	149	153	155	162	152	171
Avg Points	8.2	7.8	7.5	8.4	8.0	7.5	7.7	7.2	8.0	7.3	7.8	7.4	8.4
Avg Base	4.4	4.2	4.1	4.2	4.4	4.7	4.3	3.6	4.0	3.7	2.8	3.9	4.0
Avg Length	19.1	18.8	18.9	19.6	19.3	19.0	19.4	19.2	17.7	17.3	13.5	17.6	17.6
Avg Spread	15.4	14.4	13.9	14.5	14.3	14.7	15.2	15.2	12.3	11.7	9.7	13.1	14.1

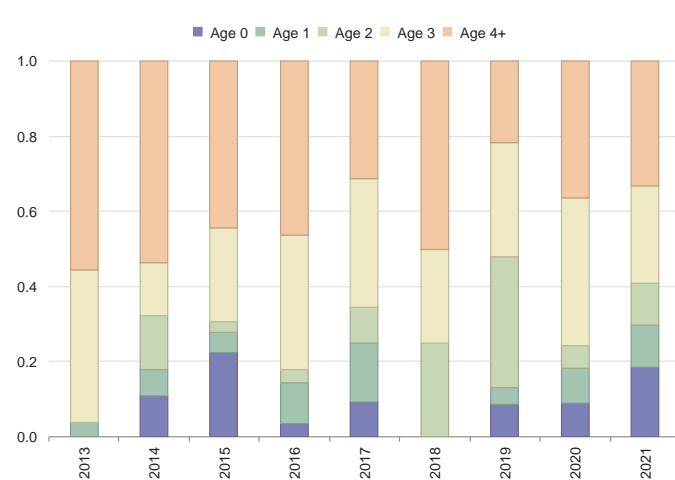
Comments

Buck Live Weights



Comments

% Bucks by Age Class



Comments