

DMAP Reports - Red Creek WMA - 2021

NRIS ID 7015 DMAP ID 9602

BIOLOGIST blake.stefano COUNTY Stone County, MS

ACRES 23000 YEARS ON DMAP 30 SOIL REGION Lower Coastal Plain

Introductory Comments

Harvest Summary

	Recommended Harvest	Number Harvested	Acres/Deer Harvested	% Data Collected
Bucks	0 - 0	0	Infinity	
Does	0 - 0	0	Infinity	
Totals		0	Infinity	

Comments

Harvest History

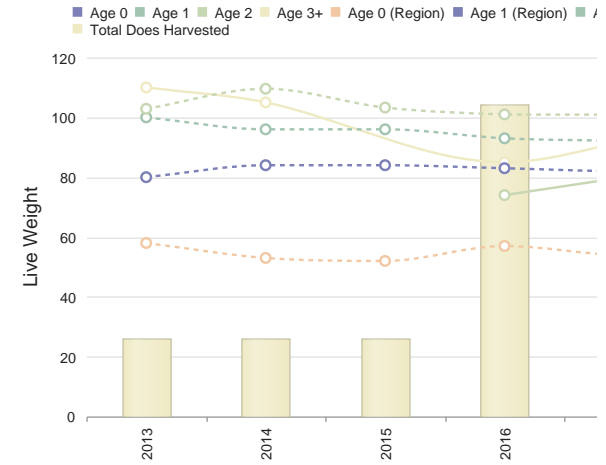
	Region Avg	2021	2020	2019	2018	2017	2016	2015	2014	2013	2012	2011	2010	2009
Acres	259078	56296	23000	23000	23000	23000	23000	23000	23000	23000	23000	23000	23000	23000
Total Deer	988.8	31	0	2	5	1	8	10	2	2	3	5	25	35
Bucks	485.2	21	0	1	2	1	8	6	1	1	1	2	15	18
Does	503.6	10	0	1	3	0	0	4	1	1	2	3	10	17
Acres/Deer	262	1775	N/A	11500	4600	23000	2875	2300	11500	11500	7666	4600	920	657
Bucks	533	2608	N/A	23000	11500	23000	2875	3833	23000	23000	11500	1533	1277	1437
Does	514	5557	N/A	23000	7666	N/A	N/A	5750	23000	23000	11500	7666	2300	1352

Comments

Club Map

Comments

Doe Weights with Harvest



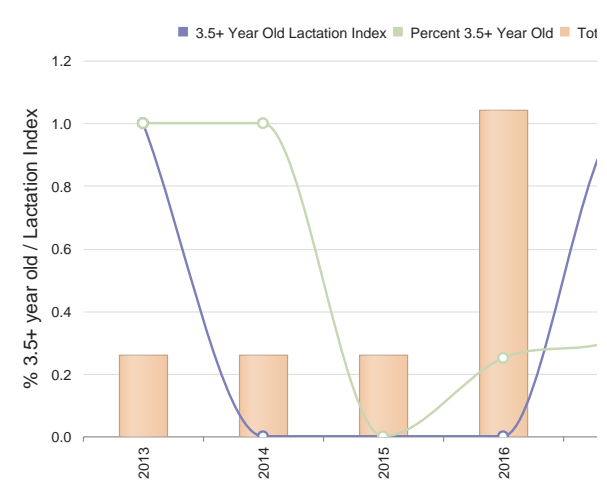
Comments

Buck Harvest History

	Region	Avg	2021	2020	2019	2018	2017	2016	2015	2014	2013	2012	2011	2010	2009	
Bucks	485.2	24.8	0	1	2	1	8	6	1	1	1	2	15	18	1	
Acres/Buck	539.4	8616.9	N/A	23000	11500	23000	2875	3833	23000	23000	23000	11500	1533	1277	143	
% .5 Bucks	1.6	4.7	N/A	N/A	N/A	N/A	N/A	N/A	N/A	N/A	N/A	N/A	N/A	N/A	11	N/.
# .5 Bucks	10.8	1.7	0	0	0	0	0	0	0	0	0	0	0	0	2	
Avg Weight	65.2	34.5	N/A	N/A	N/A	N/A	N/A	N/A	N/A	N/A	N/A	N/A	N/A	N/A	31	N/.
% 1.5 Bucks	6.8	9.6	N/A	N/A	N/A	N/A	N/A	N/A	N/A	N/A	N/A	N/A	N/A	N/A	13	5
# 1.5 Bucks	34.4	3.0	0	0	0	0	0	0	0	0	0	0	0	2	1	
% Spikes	63.0	74.5	N/A	N/A	N/A	N/A	N/A	N/A	N/A	N/A	N/A	N/A	N/A	0	0	
Avg Weight	92.8	97.9	N/A	N/A	N/A	N/A	N/A	N/A	N/A	N/A	N/A	N/A	N/A	128	115	9
Avg Points	2.4	3.6	N/A	N/A	N/A	N/A	N/A	N/A	N/A	N/A	N/A	N/A	N/A	5.5	5.0	3.
Avg Base	1.7	1.7	N/A	N/A	N/A	N/A	N/A	N/A	N/A	N/A	N/A	N/A	N/A	1.8	1.0	2.
Avg Length	4.8	7.0	N/A	N/A	N/A	N/A	N/A	N/A	N/A	N/A	N/A	N/A	N/A	11.9	9.9	5.
Avg Spread	4.9	5.0	N/A	N/A	N/A	N/A	N/A	N/A	N/A	N/A	N/A	N/A	N/A	7.8	8.0	0.
% 2.5 Bucks	14.8	47.0	N/A	N/A	N/A	100	25	50	N/A	100	100	N/A	13	27	1	
# 2.5 Bucks	74.6	13.0	0	0	0	1	2	3	0	1	1	0	2	5		
Avg Weight	130.4	125.3	N/A	N/A	N/A	0	160	131	N/A	130	105	N/A	111	136	11	
Avg Points	6.2	5.8	N/A	N/A	N/A	6.0	7.0	7.0	N/A	8.0	6.0	N/A	3.0	6.2	7.	
Avg Base	3.1	2.8	N/A	N/A	N/A	3.3	3.8	2.1	N/A	2.4	1.9	N/A	1.3	3.9	3.	
Avg Length	13.2	12.3	N/A	N/A	N/A	16.5	16.5	9.7	N/A	13.3	13.8	N/A	6.6	13.7	12.	
Avg Spread	11.0	9.7	N/A	N/A	N/A	12.0	12.5	7.9	N/A	13.5	10.3	N/A	3.8	12.9	5.	
% 3.5 Bucks	29.2	34.1	N/A	N/A	50	N/A	37	33	N/A	N/A	N/A	N/A	100	26	27	1
# 3.5 Bucks	143.4	9.3	0	0	1	0	3	2	0	0	0	0	2	4	5	
Avg Weight	139.6	139.3	N/A	N/A	125	N/A	135	147	N/A	N/A	N/A	N/A	155	139	148	13
Avg Points	7.0	7.0	N/A	N/A	6.0	N/A	2.7	8.0	N/A	N/A	N/A	N/A	7.0	8.3	7.0	7.
Avg Base	3.5	3.4	N/A	N/A	2.0	N/A	1.7	4.0	N/A	N/A	N/A	N/A	4.0	4.0	4.2	4.
Avg Length	14.7	14.4	N/A	N/A	13.5	N/A	5.5	18.2	N/A	N/A	N/A	N/A	16.5	15.1	14.9	15.
Avg Spread	12.0	11.5	N/A	N/A	11.0	N/A	4.0	12.9	N/A	N/A	N/A	N/A	12.5	13.1	12.6	11.
% 4.5+ Bucks	40.0	28.9	N/A	100	50	N/A	37	N/A	N/A	N/A	N/A	N/A	N/A	46	27	3
# 4.5+ Bucks	195.4	6.0	0	1	1	0	3	0	0	0	0	0	0	7	5	
Avg Weight	153.2	149.8	N/A	193	152	N/A	89	N/A	N/A	N/A	N/A	N/A	N/A	155	174	13
Avg Points	8.0	7.5	N/A	8.0	6.0	N/A	6.0	N/A	N/A	N/A	N/A	N/A	N/A	7.4	8.2	7.
Avg Base	4.1	3.9	N/A	4.4	4.1	N/A	0.0	N/A	N/A	N/A	N/A	N/A	N/A	3.8	4.8	4.
Avg Length	17.3	16.6	N/A	19.8	16.0	N/A	0.0	N/A	N/A	N/A	N/A	N/A	N/A	16.4	18.0	17.
Avg Spread	13.8	13.5	N/A	14.8	10.5	N/A	0.0	N/A	N/A	N/A	N/A	N/A	N/A	13.4	12.8	12.

Comments

Doe Age Structure in Relation to Harvest and Lactation Rates



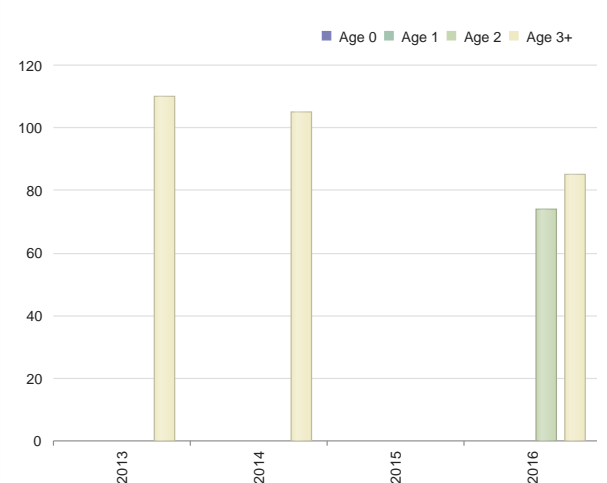
Comments

Doe Harvest History

	Region	Avg	2021	2020	2019	2018	2017	2016	2015	2014	2013	2012	2011	2010	2009	20
Does	503.6	12.1	0	1	3	0	0	4	1	1	2	3	10	17	6	
Acres/Doe	520.0	12506.0	N/A	23000	7666	N/A	N/A	5750	23000	23000	11500	7666	2300	1352	3833	38
% .5 Does	4.4	14.0	N/A	N/A	N/A	N/A	N/A	N/A	N/A	N/A	N/A	N/A	N/A	N/A	N/A	16
# .5 Does	23.8	1.8	0	0	0	0	0	0	0	0	0	0	0	0	1	
Avg Weight	57.0	48.3	N/A	N/A	N/A	N/A	N/A	N/A	N/A	N/A	N/A	N/A	N/A	N/A	N/A	6
% 1.5 Does	16.0	20.0	N/A	N/A	33	N/A	N/A	N/A	N/A	N/A	N/A	N/A	N/A	20	5	N/A
# 1.5 Does	83.2	3.2	0	0	1	0	0	0	0	0	0	0	2	1	0	
Avg Weight	84.8	71.7	N/A	N/A	56	N/A	N/A	N/A	N/A	N/A	N/A	N/A	N/A	64	65	N/A
% 2.5 Does	15.2	31.0	N/A	N/A	33	N/A	N/A	75	100	N/A	N/A	33	10	5	16	
# 2.5 Does	80.4	3.9	0	0	1	0	0	3	1	0	0	1	1	1	1	
Avg Weight	94.0	86.3	N/A	N/A	80	N/A	N/A	74	0	N/A	N/A	97	100	81	98	
% 3.5+ Does	59.4	57.8	N/A	100	33	N/A	N/A	25	N/A	100	50	66	70	82	66	
# 3.5+ Does	299.8	6.5	0	1	1	0	0	1	0	1	1	2	7	14	4	
Avg Weight	102.2	93.4	N/A	102	92	N/A	N/A	85	N/A	105	110	85	81	100	87	1
% Lactation	N/A	-														
1.5	8.0	13.3	N/A	N/A	0	N/A	N/A	N/A	N/A	N/A	N/A	N/A	N/A	0	0	N/A
2.5	41.0	72.3	N/A	N/A	0	N/A	N/A	67	0	N/A	N/A	0	100	0	100	
2.5+	50.0	57.6	N/A	100	50	N/A	N/A	50	0	0	100	33	38	53	40	
3.5+	52.0	64.0	N/A	100	100	N/A	N/A	0	N/A	0	100	50	29	57	25	

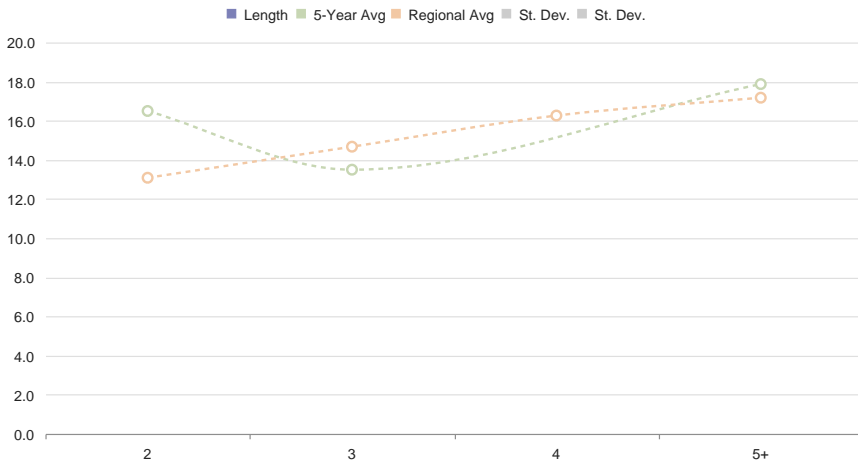
Comments

Doe Live Weights



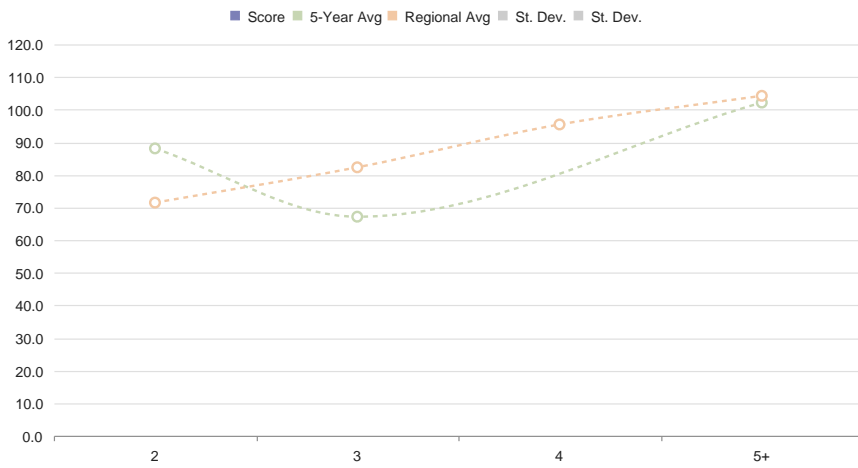
Comments

Main Beam Lengths by Age



Comments

Criteria B&C Score by Age



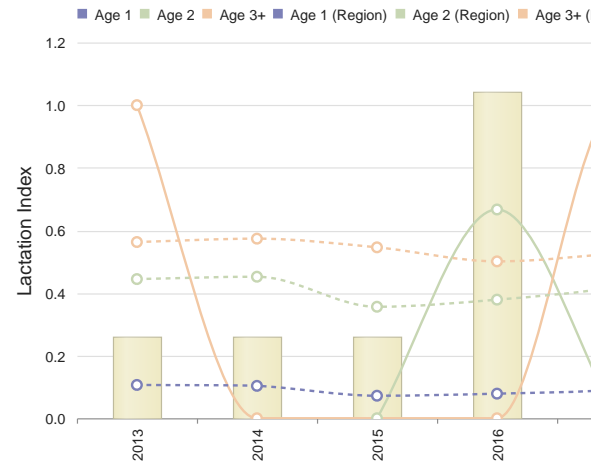
Comments

Criteria Buck Estimated B&C Scores

Age	Num	Estimated Non-typical B&C Score	
		At Harvest	At Maturity (Max)
2.5	0	0	0
3.5	0	0	0
4.5	0	0	0
5.5+	0	0	0

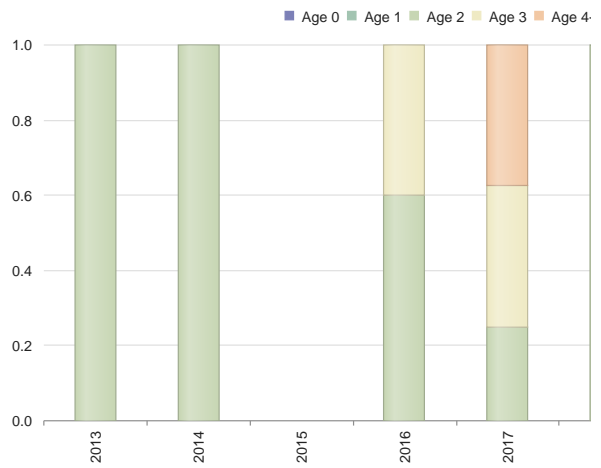
Comments

% Doe Lactation



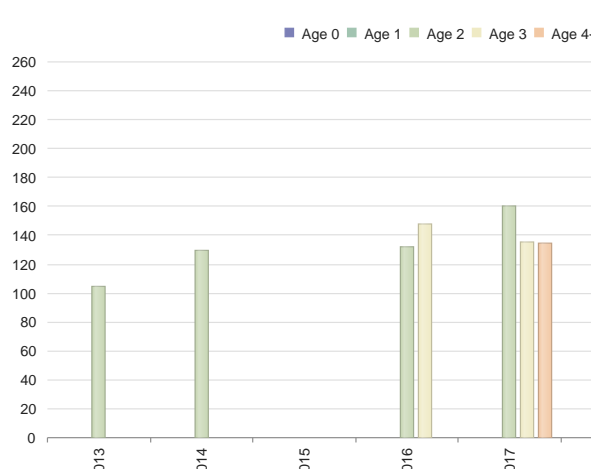
Comments

% Bucks by Age Class



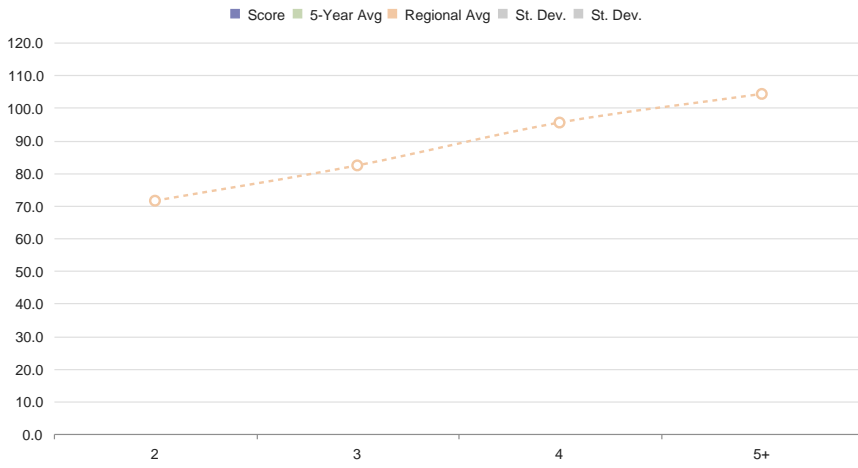
Comments

Buck Live Weights



Comments

Management Buck B&C Score by Age



Comments

Recommended Harvest (Next Season)

Bucks: - Does: -

Comments

Management Buck Estimated B&C Scores

Estimated Management Non-typical B&C Score				
Age	Num	At Harvest	At Maturity (Min)	At Maturity (Max)
2.5	0	0	0	0
3.5	0	0	0	0
4.5	0	0	0	0
5.5+	0	0	0	0

Comments

Attachments

Minimum Number Known Alive (MNKA)

	2021	2020	2019	2018	2017	2016	2015	2014	2013	2012	2011	2010	2009	2008	2007	2006	2005
Reconstructed Bucks	-	-	-	-	-	17	15	14	7	6	19	35	42	39	39	30	25
Reconstructed Does	-	-	-	-	-	6	6	7	5	6	16	30	33	36	34	23	18
Buck Harvest	-	-	-	-	-	6	1	1	1	2	15	18	16	2	10	0	3
Does Harvest	-	-	-	-	-	4	1	1	2	3	10	17	6	6	1	0	0
% Harvested	-	-	-	-	-	43	10	10	25	42	71	54	29	11	15	0	7

Comments

Bucks

Age	2021	2020	2019	2018	2017	2016	2015	2014	2013	2012	2011	2010	2009	2008	2007	2006	2005	2004
MNKA	0	1	3	4	12	17	15	14	7	6	19	35	42	39	39	30	25	34
0	0	0	0	0	0	0	0	0	0	0	0	2	0	0	0	0	0	0
1	0	0	0	0	0	0	0	0	0	0	2	1	1	0	0	0	0	0
2	0	0	0	1	2	3	0	1	1	0	2	5	2	1	2	0	2	3
3	0	0	1	0	3	2	0	0	0	2	4	5	3	0	2	0	1	14
4	0	0	0	0	1	0	0	0	0	0	2	2	3	1	3	0	0	1
5	0	0	1	0	1	0	0	0	0	0	2	1	2	0	2	0	0	0
6	0	1	0	0	1	0	0	0	0	0	3	1	0	0	1	0	0	0
7	0	0	0	0	0	0	0	0	0	0	0	1	0	0	0	0	0	0
8	0	0	0	0	0	0	0	0	0	0	0	0	0	0	0	0	0	0
Total	0	1	2	1	8	6	1	1	1	2	15	18	16	2	10	0	3	18

Does

Age	2021	2020	2019	2018	2017	2016	2015	2014	2013	2012	2011	2010	2009	2008	2007	2006	2005	2004
MNKA	0	1	4	4	3	6	6	7	5	6	16	30	33	36	34	23	18	24
0	0	0	0	0	0	0	0	0	0	0	0	0	1	1	0	0	0	0
1	0	0	1	0	0	0	0	0	0	0	2	1	0	1	0	0	0	2
2	0	0	1	0	0	3	1	0	0	1	1	1	1	1	0	0	0	4
3	0	0	0	0	0	0	0	1	0	0	0	4	1	1	0	0	0	2
4	0	1	0	0	0	0	0	0	0	1	4	1	3	1	1	0	0	2
5	0	0	0	0	0	1	0	0	0	1	1	2	0	0	0	0	0	1
6	0	0	1	0	0	0	0	0	0	0	0	2	0	1	0	0	0	1
7	0	0	0	0	0	0	0	0	1	0	1	0	0	0	0	0	0	0
8	0	0	0	0	0	0	0	0	0	0	1	5	0	0	0	0	0	0
Total	0	1	3	0	0	4	1	1	2	3	10	17	6	6	1	0	0	12

Comments

