

2011-2014 CRAPPIE TOURNAMENT SUMMARY



FISHERIES BUREAU



MISSISSIPPI WILDLIFE, FISHERIES, AND PARKS

1505 Eastover Drive
Jackson, MS 39211



Your purchase of fishing equipment and motor boat fuels supports Sport Fish Restoration and boating access facilities.

With the valuable information that the Mississippi bass tournament report program has provided over the past 16 years, Mississippi Department of Wildlife, Fisheries, and Parks (MDWFP) biologists began a similar program to archive information from crappie tournaments throughout the state of Mississippi. This data should prove to be helpful in managing one of the most popular sport fish in the state as well as provide crappie anglers with valuable information that can be used to schedule future tournaments. Since there are fewer crappie tournaments than bass tournaments, data was collected from tournaments held over the past 4 years in order to provide a baseline of crappie tournament results.

From 2011 to 2014, MDWFP was able to archive results from 66 crappie tournaments at 11 different lakes. Lake Washington, Sardis Lake, and Grenada Lake were all producing impressive results, and Grenada produced significantly more crappie over 3 pounds than any other lake. The following summarizes the most notable results from the past four years.

- Grenada Lake finished as the top lake in overall quality indicator rankings followed by Sardis Lake, Lake Washington, and a combination of Chotard and Eagle Lakes (Table 2).
- 99 crappie over 3 pounds were weighed in, all of which came from Grenada and Washington.

Statewide Tournament Statistics

2.53 - Number of crappie caught per angler-day

3.56 - Pounds of crappie caught per angler-day

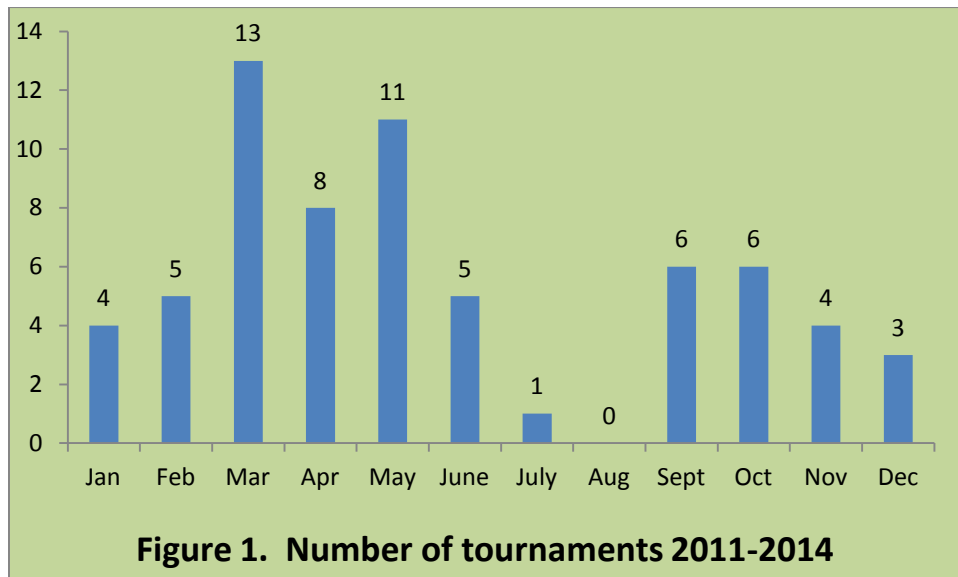
1.40 - Average weight of crappie caught

255 - Hours to catch a 2 pound crappie

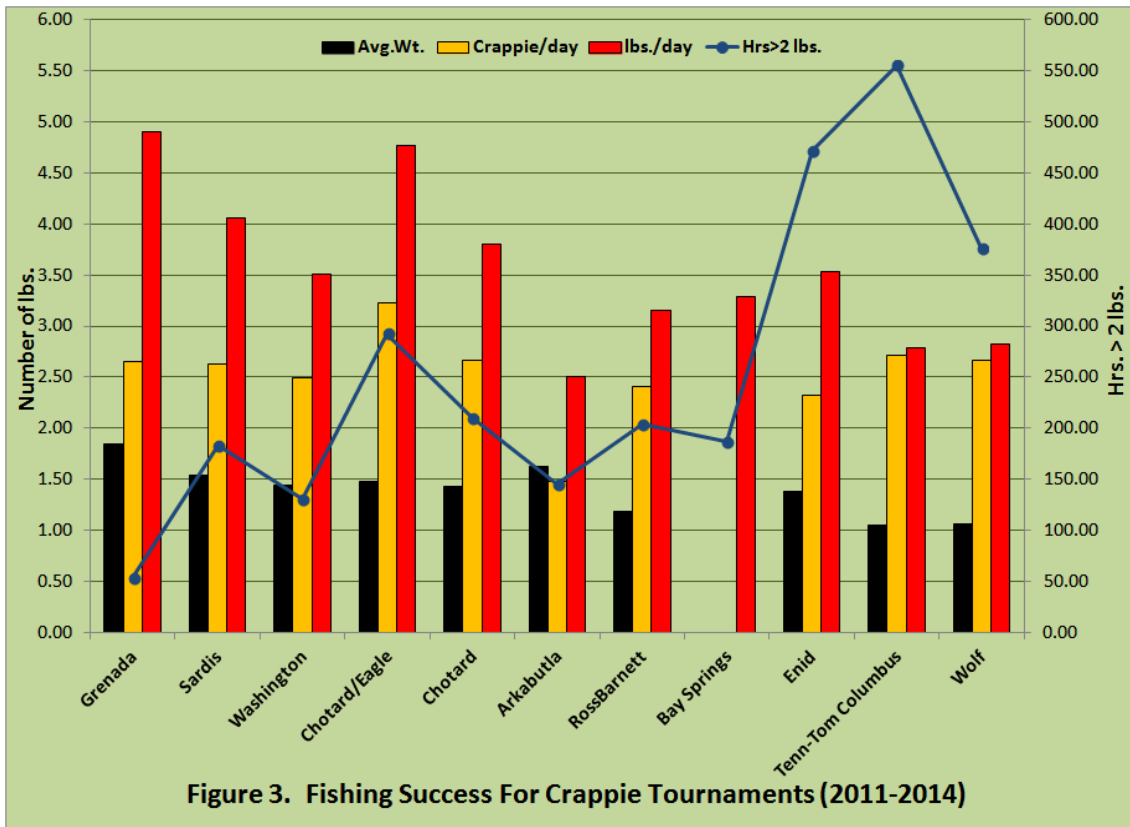
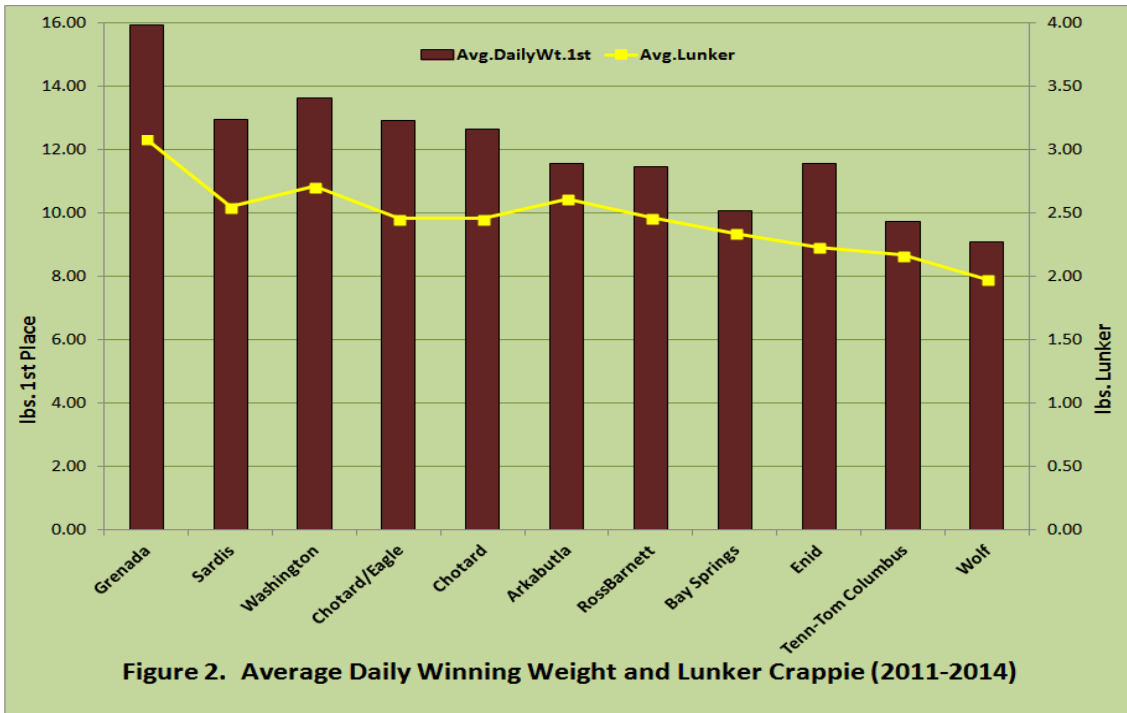
2.46 - Average lunger, or biggest crappie weight

11.96 - Average daily 1st place weight

- A total of 6,108 anglers participated in the 66 tournaments. Grenada Lake and Lake Washington had the most tournaments. The most tournaments occurred from March through May. No tournaments were held in the month of August over the 4 year span (Figure 1).



- It took a daily average of 11.96 pounds to win a crappie tournament. At Grenada Lake, it took an average of 15.95 pounds per day to win.
- Average crappie weight ranged from 1.05 pounds at the Tennessee Tombigbee Waterway in Columbus to 1.84 pounds at Grenada Lake. The statewide average weight was 1.40 pounds. The number of crappie caught per angler per day was highest at tournaments held on the combination of Chotard and Eagle Lakes and the pounds caught per angler per day was highest at Grenada Lake.
- The number of hours to catch a 2 pound or larger crappie was shortest at Grenada Lake and longest at Tennessee Tombigbee Waterway.



- Of the 12 lakes for which tournament results were available, 10 were included in the overall quality indicator rankings (Table 2). Lake Okatibbee was excluded because only one tournament result was available. Bay Springs Lake was excluded because number of crappie caught was not reported in available results making the calculations of average weight and average crappie per angler per day impossible to determine.
- Eight of the top 10 heaviest 7-crappie limits came from Grenada Lake (Table 1). The other two big stringers came from Lake Washington. Three different tournament organizations reported tournament results over the 4 year period.

Table 1. Top 10 heaviest average daily 1st place weights from 2011-2014

<u>Lake</u>	<u>Date</u>	<u>Tournament</u>	<u>Daily 1st Place Weight</u>
Grenada	21-22 Mar 2014	Crappie Masters	19.46
Grenada	14 Mar 2014	Magnolia Crappie	18.98
Grenada	17 Mar 2012	Magnolia Crappie	18.05
Grenada	1-2 April 2011	Crappie Masters	17.76
Grenada	9 April 2011	Magnolia Crappie	17.59
Washington	2 Mar 2013	Magnolia Crappie	17.23
Grenada	30-31 Mar 2012	Crappie Masters	17.03
Grenada	5-6 April 2013	Crappie Masters	16.98
Washington	22 Feb 2014	Magnolia Crappie	16.60
Grenada	25 Oct 2014	Crappie Masters	16.55

- All reported crappie tournaments were team events, although in some cases anglers would occasionally fish by themselves in team events.
- Tournament bag limits were always 7 crappie per team each day. Some tournaments lasted two days but most were one day events.

Table 2. Final rankings of crappie tournament lakes in Mississippi based on 2011-2014 results.

Overall Rank*	Hours to catch a crappie > 2 lbs.	Average daily weight 1 st place	Average lunker	Average weight	Average crappie per angler per day	Average lbs. per angler per day
#1 Grenada (14)	53 Grenada	15.95 Grenada	3.08 Grenada	1.84 Grenada	3.23 Chotard/Eagle	4.90 Grenada
#2 Sardis (5)	131 Washington	13.62 Washington	2.71 Washington	1.63 Arkabutla	2.72 Tenn-Tom	4.77 Chotard/Eagle
#3 Washington (10)	145 Arkabutla	12.94 Sardis	2.61 Arkabutla	1.55 Sardis	2.67 Wolf	4.06 Sardis
#4 Chotard/Eagle (5)	183 Sardis	12.92 Chotard/Eagle	2.55 Sardis	1.47 Chotard/Eagle	2.66 Chotard	3.81 Chotard
#5 Chotard (4)	204 Barnett	12.65 Chotard	2.47 Barnett	1.44 Washington	2.65 Grenada	3.54 Enid
#6 Arkabutla (2)	210 Chotard	11.56 Enid	2.46 Chotard	1.43 Chotard	2.63 Sardis	3.51 Washington
#7 Barnett (6)	293 Chotard/Eagle	11.55 Arkabutla	2.46 Chotard/Eagle	1.38 Enid	2.49 Washington	3.15 Barnett
#8 Enid (5)	376 Wolf	11.45 Barnett	2.23 Enid	1.18 Barnett	2.41 Barnett	2.82 Wolf
#9 Wolf (4)	472 Enid	9.73 Tenn-Tom	2.17 Tenn-Tom	1.06 Wolf	2.32 Enid	2.79 Tenn-Tom
#10 Tenn-Tom (6)	556 Tenn-Tom	9.07 Wolf	1.98 Wolf	1.05 Tenn-Tom	1.48 Arkabutla	2.51 Arkabutla

*Number of tournament samples in parenthesis

The results from these tournaments can be utilized by biologists, anglers, and tournament organizations to improve crappie management, increase angling success, and improve tournament success and participation. Tournament reports help provide more insight into the health of crappie fisheries throughout the state.