

MISSISSIPPI BASS TOURNAMENT PROGRAM 2024 ANNUAL REPORT



MDWFP FISHERIES BUREAU



MISSISSIPPI WILDLIFE, FISHERIES, AND PARKS

1505 Eastover Drive
Jackson, MS 39211
www.mdwfp.com



Your purchase of fishing equipment and motor boat fuels supports Sport Fish Restoration and boating access facilities.

The Mississippi Department of Wildlife, Fisheries, and Parks (MDWFP) began a program in 1998 for bass tournament anglers to help biologists monitor bass populations. These results continue to be a valuable addition to the data that MDWFP biologists use to manage bass populations. In some waters, it may be the only measure we have of what anglers are catching.

Bass clubs and tournament organizers are encouraged to provide tournament results to MDWFP on the form shown below. The form may be mailed, faxed or emailed to the address below.

MISSISSIPPI BASS TOURNAMENT REPORT CARD

Lake: _____	Date: _____	Start: _____	Stop: _____
Tournament Type:	Individual ()	Team ()	Director: _____
Club or Organization: _____		Phone: _____	
Address: _____	City: _____	State: _____	Zip: _____
Total No. of Anglers or Teams: _____		Limits Caught: _____	
Number of bass weighed-in: _____			
Total Weight (all bass):	_____ Lbs.	_____ ozs./tenths	
First Place Weight:	_____ Lbs.	_____ ozs./tenths	
Tournament Lunker:	_____ Lbs.	_____ ozs./tenths	
No. of Bass over 5 Pounds: _____		Bass Greater than 7 lbs. Individual Fish Wt.	

By mail: Mississippi Wildlife, Fisheries, & Parks
 C/O Greg Glotzbecker
 1505 Eastover Drive
 Jackson, MS 39211

ph: 601-432-2209
 fax: 601-432-2203 Attn: Greg Glotzbecker
 email: Stan.Crider@wfp.ms.gov

2024 Bass Tournament Summary

Mississippi's bass tournament anglers had a good year in 2024 based on 248 tournament reports. Average statistics for all lakes in 2024 were slightly lower than 2022 and 2023. In 2024, the average lunker weight was lower than 2022 and 2023. The average weight of individual bass weighed in 2024 was higher than in 2020, 2021, 2022, and 2023. In 2024, the number of hours to catch a 5 lb. bass or greater was lower than 2022, but higher than 2023.

At least five reports are needed from a lake to be included in the final "Lake Rankings." In addition, the five reports must include all the information for each ranking metric. In past years, tournament bag limits used in the Mississippi Bass Tournament Annual Report have been five bass which were more restrictive than state regulations. Due to the lack of 2024 tournament data, eleven tournaments with four fish limits were allowed in the 2024 Bass Tournament Annual Report. The lakes with four fish limits were Eagle Lake, Lake Ferguson, and Lake Washington. Fifteen lakes were included in the lake rankings. In 2024, Ross Barnett Reservoir, Bogue Homa, Bay Springs, and Enid Reservoir ranked as some of Mississippi's best bass fishing lakes. Based on rankings, average lunker weight was highest at Ross Barnett Reservoir in 2024. For 2024, the Pearl River provided the best numbers of bass per day.

The following summarizes the most important points from this year's tournament report:

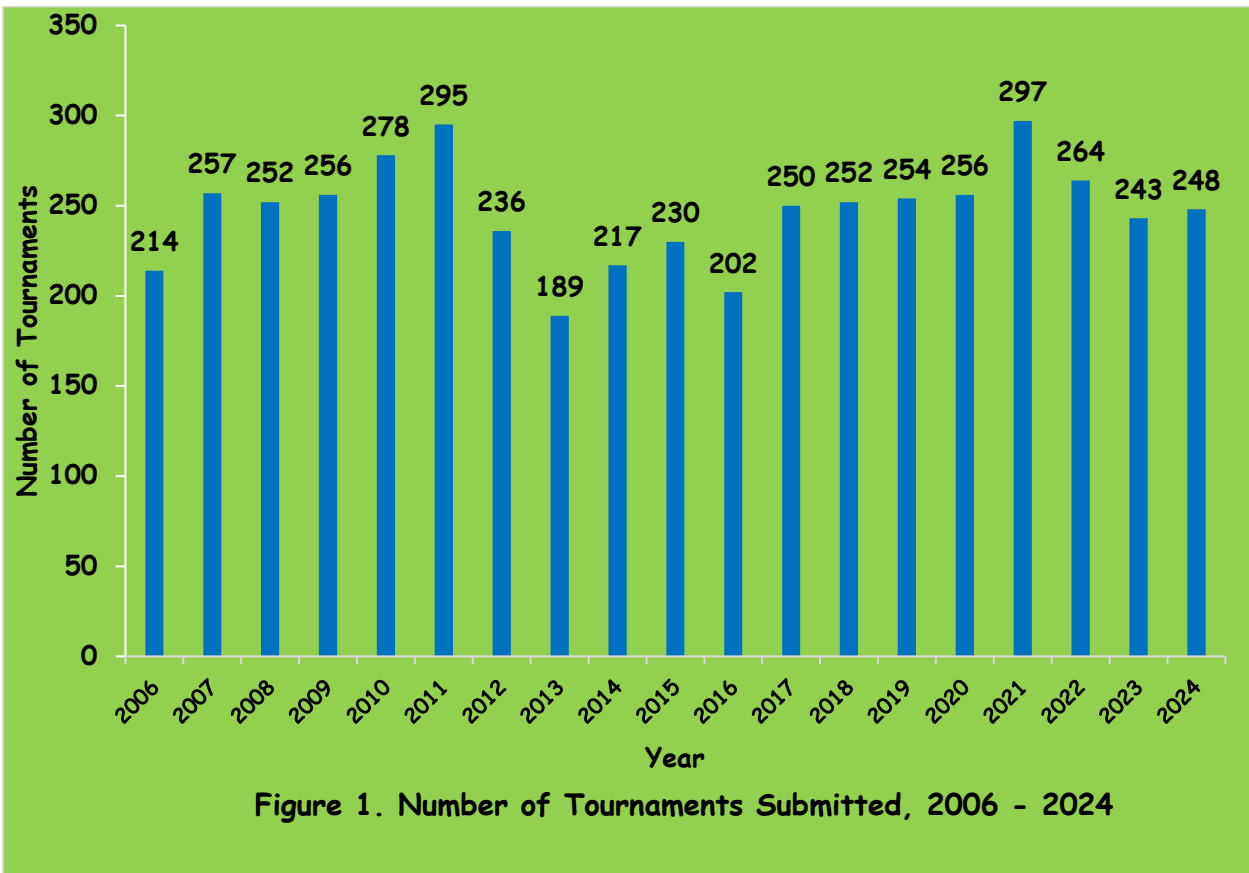
- Reports were submitted from 248 tournaments that fished 29 different waterbodies.

- In 2024, **Ross Barnett Reservoir** finished as the top lake in overall quality indicator rankings followed by **Bogue Homa**, **Bay Springs**, and **Enid Reservoir**.
- The largest bass weighed in was 10.30lbs. from Pickwick.

2024 Statewide Tournament Statistics

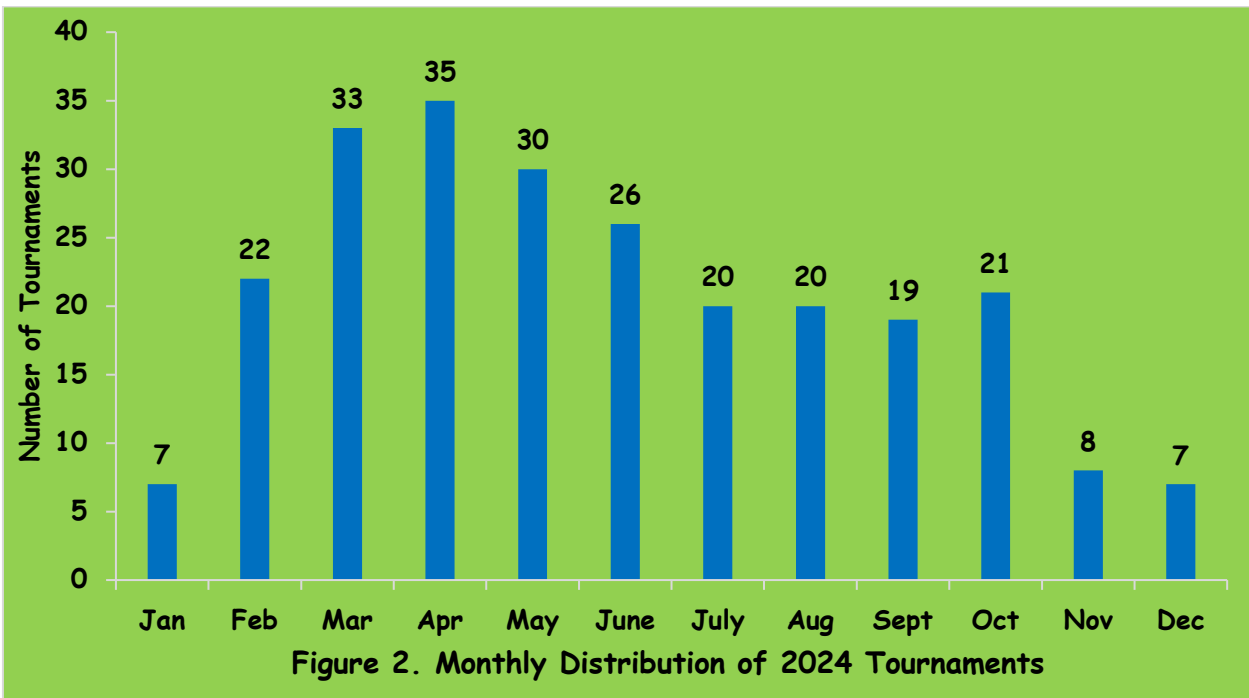
1.91	-	Number of bass caught per angler - day
3.50	-	Pounds of bass caught per angler - day
2.03	-	Average weight of bass caught
421	-	Hours to catch a 5 pound bass
4.39	-	Average lunker, or big bass weight
12.40	-	Average 1 st place weight
180	-	Number of bass 5 pounds and larger

- The total number of tournament reports was 248 in 2024 (Figure 1), and the highest number of reports came from Pickwick (31). Over 8,909 anglers fished in tournaments and weighed-in 13,064 bass (Table 1).

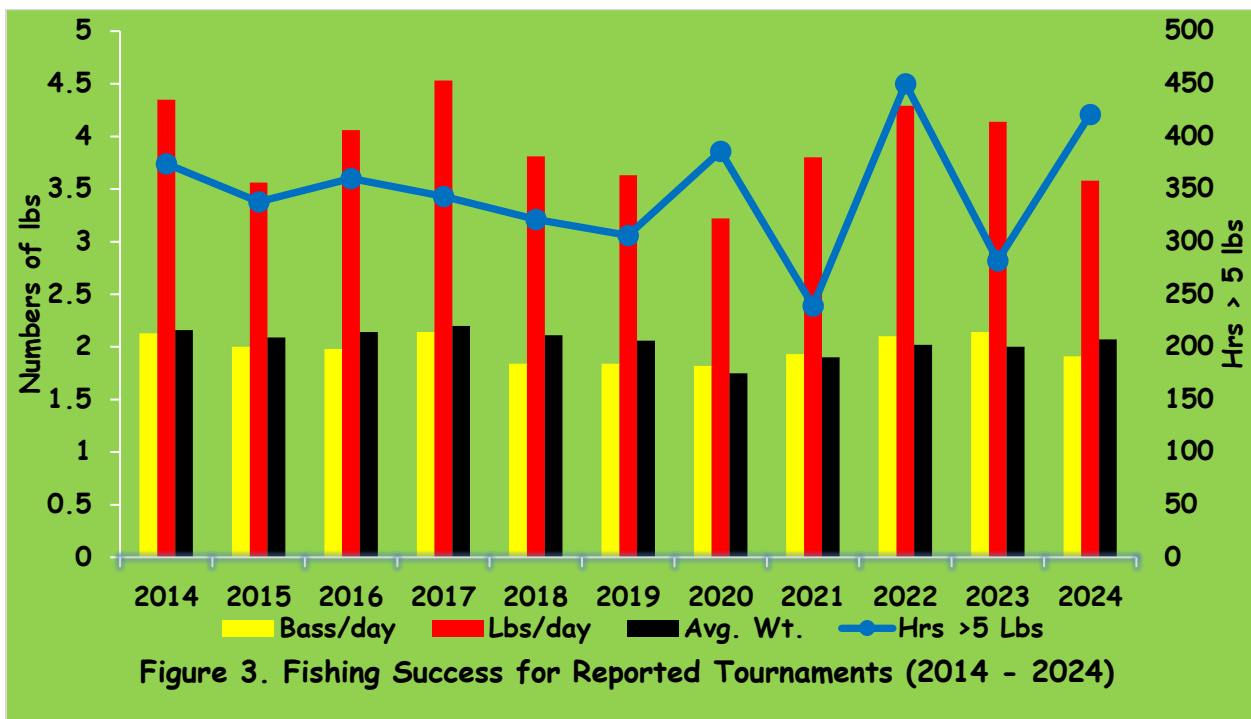


- It took an average of 12.40lbs. to win a tournament in 2024 (Table 1). Of lakes with at least five tournaments reported, Bogue Homa had the highest average winning weight followed by Pickwick and Enid Reservoir.
- After reviewing waterbodies with more than three tournament reports, the numbers of bass caught per angler day ranged from 0.53 at Lake Ferguson to 2.63 at the Pearl River. The highest average lunker was at Ross Barnett Reservoir and the highest average weight was at Pickwick.
- The seasonal distribution of 2024 tournaments is presented in Figure 2. March through June were the most popular months to conduct tournaments with at least 26 per month. April had the highest number of reports submitted at 35.

Table 1. Summary of Bass Tournament results from the 2024 MDWFP Bass Tournament Program										
Waterbody	Report Cards	Entries	Bass Caught	Bass Per Day	Pounds Per Day	Percent Success	Average Weight	No. > 5 lbs.	Big Bass	Average 1st Place
Aliceville	3	51	179	2.60	4.75	52	1.83	0	4.35	12.66
Back Bay	4	57	150	2.21	3.75	39	1.67	2	4.63	10.10
Bay Springs	8	137	380	2.00	4.41	66	2.16	8	6.17	15.08
Bill Waller	18	122			1.27			1	2.02	4.35
Bogue Homa	7	138	243	1.41	4.29	42	3.03	14	6.40	21.19
Calling Panther	12	140	310	2.25	2.98	62	1.57	1	4.28	11.22
Columbia	2	15	13	1.44	1.81	14	1.22	0	2.19	6.19
Columbus	4	78	203	1.92	4.35	29	2.27	1	4.80	14.64
Desoto	1	14	14	0.56	1.63	0	2.90	1	5.28	10.98
* Eagle Lake	1	25	67	1.37	4.24	40	3.10	1	5.05	14.84
Enid	5	100	340	1.77	4.29	55	2.45	8	6.38	18.85
* Ferguson	9	305	268	0.53	1.31	7	2.42	4	5.09	11.62
Flint Creek	3	34	128	1.92	3.08	63	1.56	1	5.20	10.74
Grenada	6	156	247	1.41	2.86	23	2.00	2	4.98	12.00
Jeff Davis	21	119	405	1.99	2.06	47	1.04	0	2.10	6.52
Jourdan River	5	66	186	2.36	3.67	41	1.59	1	4.32	10.58
Lake Lincoln	2	19	59	1.69	3.84	37	2.29	2	5.63	15.09
Locks A - E	1	19	53	1.43	3.13	37	2.18	1	5.06	15.46
Maynor Creek	1	19	51	1.59	2.76	42	1.73	0	4.12	14.01
Mike Conner	11	66	180	1.86	1.17	31	0.64	2	2.47	4.53
Moon Lake	3	59	207	1.81	2.84	50	1.56	0	3.55	9.81
Okatibbee	4	67	198	2.31	4.32	80	2.14	5	5.50	16.53
Pascagoula River	30	506	1648	2.52	3.89	47	1.57	8	4.00	11.12
Pearl River	20	261	348	2.63	3.73	60	1.95	4	4.06	10.98
Ross Barnett	20	1130	2882	2.22	5.83	41	2.74	40	6.52	18.13
Sardis Lake	7	203	399	1.35	2.60	23	1.89	2	4.92	12.18
Tunica Lake	1	14	7	0.28	0.50	7	1.77	0	3.56	9.06
* Washington	8	245	468	0.96	2.36	23	2.49	0	4.24	12.17
Pickwick	31	1867	3431	1.72	5.46	26	3.06	71	5.97	19.75
Totals	248	6032	13064					180		
				1.91	3.50	40	2.03	0.726	4.39	12.40
All calculations for Waterbodies, Totals, and Averages are based upon individual tournaments										
* Lakes including 4 fish limit tournaments										



- The average weight of bass weighed in increased from 2.00lbs. in 2023 to 2.03lbs. in 2024. Pounds per day (3.50lbs.) in 2024 was lower than 2022 (4.29lbs.) and 2023 (4.14lbs.). The hours to weigh in a five-pound bass increased from 282 in 2023 to 421 in 2024 (Figure 3).



- In 2024, the 10 heaviest 5-bass limits five came from Pickwick (Table 2). The largest sack (33.11lbs.) was weighed in at Pickwick during a PWBT event in December. Three of the 10 big sacks were weighed in during October. Two of the 10 big sacks were weighed during the month of February and two of the 10 big sacks were weighed during the month of September.

Table 2. The top 10 heaviest limits weighed-in 2024

<u>Lake</u>	<u>Date</u>	<u>Tournament</u>	<u>Weight (lbs)</u>
Pickwick	7-Dec	PWBT	33.11
Pickwick	29-Nov	PWBT	31.49
Pickwick	23-Mar	MLF	28.44
Pickwick	17-Feb	Alabama Tourn Trail	28.18
Pickwick	4-Oct	MLF	27.75
Pickwick	5-Oct	MLF	27.06
Pickwick	3-Oct	MLF	26.75
Pickwick	22-Sep	MLF	25.88
Pickwick	10-Feb	PWBT	25.18
Pickwick	21-Sep	MLF	24.75

- The number of bass weighing at least five pounds decreased from 267 in 2023 to 180 in 2024. Bass ≥ 5 pounds represented 0.726% of fish caught per tournament during 2024. On average, it took 421 angler hours to weigh in a bass equal to or over five pounds.
- In 2024 there were 19 lunkers that weighed at least seven pounds. The largest lunker was caught at Pickwick on November 29 and weighed 10.30 pounds (Table 3). Pickwick and Ross Barnett Reservoir accounted for 31% of lunker bass seven pounds or bigger. Another 10% were caught at Bogue Homa.
- Forty-two clubs or tournament organizations submitted reports (Table 4). Eighteen clubs submitted five or more reports, and ten clubs submitted ten or more. The average number of reports received per club or organization was six.

Table 3. Summary of bass weighed-in that were seven pounds or larger

<u>Lunker</u>	<u>Date</u>	<u>Lake</u>	<u>Tourney</u>
10.30	11/29/2024	Pickwick	PWBT
9.96	1/27/2024	Pickwick	PWBT
9.78	3/9/2024	Ross Barnett	American Bass Anglers
9.40	7/27/2024	Grenada	North MS Bassmasters
8.29	10/5/2024	Pickwick	Fishers of Men
8.26	3/16/2024	Bay Springs	Lee Co. Bass Club
8.23	12/7/2024	Pickwick	PWBT
8.21	2/3/24	Ross Barnett	Media Bass MS
7.88	8/1/2024	Mike Conner	Mike Conner Fruit Jar
7.65	4/13/24	Ross Barnett	Media Bass MS
7.61	2/17/2024	Ross Barnett	American Bass Anglers
7.60	6/29/2024	Ross Barnett	Media Bass MS
7.56	5/5/2024	Ross Barnett	Sonny Montgomery - Catch A Dream
7.34	3/16/2024	Bogue Homa	Jones Co. Bassmasters
7.30	7/13/2024	Calling Panther	Southwest MS Bass Tournaments
7.25	6/15/2024	Okatibbee	Okatibbee Classic
7.13	7/20/2024	Pickwick	Lakeview Bassmasters
7.06	3/23/2024	Bogue Homa	Fishers of Men
7.03	2/17/2024	Pickwick	Alabama Tourn Trail

Table 4. Organizations that submitted 2024 reports in the 2024

<u>Club</u>	<u>#Tournaments</u>	<u>#Anglers</u>
Alabama Tourn Trail	1	442
American Bass Anglers	13	322
BAIT	5	220
Bassmaster High School	1	91
Ben Touchstone Benefit	1	54
Bill Waller Fruit Jar	18	204
Bogue Homa Fruit Jar	1	16
Boondock Fishing	1	14
Collinsville Bass Club	3	111
Columbia Fruit Jar	2	23
Fayette Co. Bass Club - TN	6	85
Fishers of Men	18	757
Gulfport Lake Fruit Jar	1	17
Jeff Davis Tournament	21	211
Jones Co. Bassmasters	1	40
Jones Co. Leadership Tourn.	1	27
Kim Dixon Benefit Tourn.	1	29
Lakeview Bassmasters	3	35
Lee Co. Bass Club	5	159
Magnolia Bass Club	2	31
Media Bass MS	22	1395
Mike Conner Fruit Jar	11	99
Miss Bass Nation	4	88
MLF	20	1558
MRAA	11	672
Murky Water Bassmasters	6	95
North MS Bassmasters	3	55
Okatibbee Classic	1	28
Okatibbee Fruit Jar	1	44
Pascagoula River Shoot Out	7	355
Pascagoula River Super Solo	4	86
Peanutcraft Lures Tourn. Tr.	11	444
Pearl River Fruit Jar	1	15
Picayune Bass Club	12	247
Kings of the River	2	72
PWBT	5	215
Singing River Bassmasters	9	44
Sonny Montgomery - Catch A Dream	1	234
Southwest Christian Bass Club	1	8
Table 4 continued		
Southwest MS Bass Tournaments	7	157
Sumrall Bass Club	2	56
Wounded Warrior	2	54

- Team tournaments were more popular than individual tournaments with 69% of the reports submitted from team events. These tournaments averaged 19 individuals per tournament. Individual tournaments accounted for 31% of the reports and averaged 37 participants per event.
- Lakes with at least five tournament reports were ranked by averaging seven quality indicators" (Table 5). In 2024, the top five lakes in order were Ross Barnett Reservoir, Bogue Homa, Bay Springs, Enid Reservoir, and Pickwick. Pickwick received high marks for average weight of individual bass weighed in. In 2024, Pearl River received high ranks for the number weighed in per day. Pounds of bass weighed in per day was highest in Ross Barnett Reservoir. Once again, Bogue Homa received high marks for hours to catch a bass equal to or over five pounds. Ross Barnett Reservoir received high marks for big bass weight. The highest average for winning weight was at Bogue Homa. The highest percentage of anglers weighing in a limit bag was at Bay Springs.
- Largemouth bass caught during Mississippi bass tournaments can include largemouth bass, smallmouth bass, and spotted bass.
- Success of this program depends on participation from clubs and tournament organizers. We thank all those who voluntarily submitted report cards. Higher numbers of reports allow better estimates of fishing conditions; not just a good or bad day's fishing by one or two clubs. Results can be used by tournament directors, anglers, and biologists to better manage and enjoy our fisheries resources. Angler involvement has been and remains the key to protecting and managing Mississippi's fisheries resources.

Table 5. Final rankings of tournament lakes in Mississippi based upon 2024 reports.
Ranked by "Fishing Quality Indicators" from lakes with five or more tournament reports

Average weight/bass (lbs.)		Average Number Caught per 8-hour day		Average Pounds Caught per 8-hour day		Index Hours to Catch a Bass ≥5 lbs.		Average big bass weight (lbs.)		Average 1 st place weight (lbs.)		Percentage of anglers with a 5-fish bag		Overall Rank	
PK	3.06	PR	2.63	RB	5.83	BH	1.52	RB	6.52	BH	21.19	BS	66	1	RB
BH	3.03	PS	2.52	PK	5.46	EN	1.99	BH	6.40	PK	19.75	CP	62	2	BH
RB	2.74	JR	2.36	BS	4.41	BS	2.09	EN	6.38	EN	18.85	PR	60	3	BS
LW	2.49	CP	2.25	EN	4.29	PK	2.84	BS	6.17	RB	18.13	EN	55	4	EN
EN	2.45	RB	2.22	BH	4.29	RB	3.53	PK	5.97	BS	15.08	JF	47	5	PK
LF	2.42	BS	2.00	PS	3.89	MC	4.21	LF	5.09	SL	12.18	PS	47	6	PR
BS	2.16	JF	1.99	PR	3.73	JR	7.06	GN	4.98	LW	12.17	BH	42	7	JR
GN	2.00	MC	1.86	JR	3.67	PR	7.88	SL	4.92	GN	12.00	JR	41	7	PS
PR	1.95	EN	1.77	CP	2.98	GN	8.42	JR	4.32	LF	11.62	RB	41	9	CP
SL	1.89	PK	1.72	GN	2.86	PS	8.43	CP	4.28	CP	11.22	MC	31	10	GN
JR	1.59	BH	1.41	SL	2.60	LF	10.56	LW	4.24	PS	11.12	PK	26	11	SL
PS	1.57	GN	1.41	LW	2.36	SL	12.07	PR	4.06	PR	10.98	GN	23	12	LW
CP	1.57	SL	1.35	JF	2.06	CP	21.42	PS	4.00	JR	10.58	SL	23	13	LF
JF	1.04	LW	0.96	LF	1.31	JF		MC	2.47	JF	6.52	LW	23	14	JF
MC	0.64	LF	0.53	MC	1.17	LW		JF	2.10	MC	4.53	LF	7	14	MC

BS=Bay Springs; **BH**=Bogue Homa; **CP**=Calling Panther; **EN**=Enid Reservoir; **LF**=Lake Ferguson;
GN=Grenada Reservoir; **JF**=Jeff Davis; **JR**=Jourdan River; **MC**=Mike Conner; **PS**=Pascagoula River;
PR=Pearl River; **PK**=Pickwick; **RB**=Ross Barnett Reservoir; **SL**=Sardis Lake; **LW**=Lake Washington

Acknowledgements: The MDWFP Fishery Bureau gives special thanks to biologist Stan Crider for preparing this report.